


## Copa Catalana Supermotard - Vic

SM 1-2-3-4

Circuit d'Osona 1,200 km

Classificació FINAL



Posició	Núm.	Pilot	Llicència	Club	Carrera 1	Carrera 2	Total punts
<b>SM 1</b>							
1	1	CUCHARRERA MORENO, FRANCESC	135573-B	Esc. Osona	25	25	<b>50</b>
2	80	CARDONA LOPEZ, NESTOR	134545-B	Gm Molins	20	20	<b>40</b>
3	122	LLADOS SOLE, JOAN	134755-L	MC Granja Escarp	16	16	<b>32</b>
4	12	ALGUACIL PARDO, VICTOR	134741-B	Amc Martorelles	13	13	<b>26</b>
5	25	URIZARBARRENA URIARTE, ABEL	278987-BI	Mc. Mitoracing	9	11	<b>20</b>
6	14	HERNANDEZ BAREA, JOSE LUIS	134776-B	Mc St.Celoni	10	10	<b>20</b>
7	90	FORD DUNN, MATHEW	247553-V	Ctat. Albaida	11	9	<b>20</b>
8	69	SORRIBES PORTA, IGNASI	134679-T	MC Circuit Móra	8	8	<b>16</b>
9	131	VIMPIERRE , FLORIAN	135367-B	P.M.B.	7	7	<b>14</b>
<b>SM 2</b>							
1	17	CERVERA ROSELLO, ADRIAN	247310-V	Circuito del Motor	25	25	<b>50</b>
2	53	GELADA RODRIGUEZ, JOSEP	135404-B	Mc. Polea SX	20	20	<b>40</b>
3	82	FORD DUNN, LORIS	247554-V	Ctat. Albaida	16	16	<b>32</b>
NE	72	GELADA RODRIGUEZ, GENIS	135403-B	Mc. Polea SX	0	0	<b>0</b>
<b>SM 3</b>							
1	43	URRA LOPEZ, FERNANDO	235701-NA	Mc. Ziki Team	25	25	<b>50</b>
2	222	FERREIRA, LUIS	521-2017		20	20	<b>40</b>
3	29	MOMPO FLOR, JUAN ANTONIO	247498-V	MotoDes	16	16	<b>32</b>
<b>SM 4</b>							
1	31	SOLANO GIOL, GERARD	135979-B	Esc. Osona	25	20	<b>45</b>
2	8	CARRAU ADAM, DANIEL	135526-B	Mc Cabrera	10	25	<b>35</b>
3	49	TORRAS MARTINEZ, RAÛL	135546-GI	Esc. Osona	20	13	<b>33</b>
4	9	MONEYRON , BRUNO	134979-B	P.M.B.	16	16	<b>32</b>
5	4	ROSSELL HERNANDEZ, XAVIER	135422-B	Esc. Osona	13	11	<b>24</b>
6	98	MOREL , LUC	135099-B	P.M.B.	11	10	<b>21</b>

## Copa Catalana Supermotard - Vic

classificat per voltes


SM 1-2-3-4

Circuit d'Osona 1,200 km

Carrera - Primera Màniga

12/03/2017 11:00

Cursa (12:00 i 2 Voltes) started at 10:59:33



Pos.	Núm.	Cognoms i Nom	Llicència	Voltes	Total Ts	Dif	Millor Tm	Club	Punts
1	1	CUCHARRERA MORENO, FRANCESC	135573-B	14	14:13.945		1:00.071	Esc. Osona	25
2	80	CARDONA LOPEZ, NESTOR	134545-B	14	14:18.354	4.409	1:00.790	Gm Molins	20
3	122	LLADOS SOLE, JOAN	134755-L	14	14:21.804	7.859	1:00.888	MC Granja Escarp	16
4	12	ALGUACIL PARDO, VICTOR	134741-B	14	14:45.841	31.896	1:02.281	Amc Martorelles	13
5	43	URRA LOPEZ, FERNANDO	235701-NA	14	14:48.504	34.559	1:02.546	Mc. Ziki Team	25
6	90	FORD DUNN, MATHEW	247553-V	14	14:48.838	34.893	1:02.475	Ctat. Albaida	11
7	14	HERNANDEZ BAREA, JOSE LUIS	134776-B	14	15:03.565	49.620	1:02.737	Mc St.Celoni	10
8	25	URIZARBARRENA URIARTE, ABEL	278987-BI	14	15:05.387	51.442	1:02.063	Mc. Mitoracing	9
9	17	CERVERA ROSELLO, ADRIAN	247310-V	14	15:09.378	55.433	1:03.320	Circuit del Motor	25
10	222	FERREIRA, LUIS	521-2017	13	14:20.464	1 Volta	1:04.608		20
11	53	GELADA RODRIGUEZ, JOSEP	135404-B	13	14:26.410	1 Volta	1:04.883	Mc. Polea SX	20
12	69	SORRIBES PORTA, IGNASI	134679-T	13	14:28.909	1 Volta	1:04.658	MC Circuit Móra	8
13	31	SOLANO GIOL, GERARD	135979-B	13	14:37.621	1 Volta	1:05.626	Esc. Osona	25
14	49	TORRAS MARTINEZ, RAÛL	135546-GI	13	14:42.007	1 Volta	1:06.150	Esc. Osona	20
15	29	MOMPO FLOR, JUAN ANTONIO	247498-V	13	14:42.191	1 Volta	1:05.921	MotoDes	16
16	9	MONEYRON , BRUNO	134979-B	13	15:00.245	1 Volta	1:06.314	P.M.B.	16
17	82	FORD DUNN, LORIS	247554-V	13	15:05.059	1 Volta	1:06.759	Ctat. Albaida	16
18	4	ROSSELL HERNANDEZ, XAVIER	135422-B	13	15:18.013	1 Volta	1:06.200	Esc. Osona	13
19	98	MOREL , LUC	135099-B	12	14:19.393	2 Voltes	1:09.519	P.M.B.	11
20	131	VIMPIERRE , FLORIAN	135367-B	12	14:51.228	2 Voltes	1:10.844	P.M.B.	7
21	8	CARRAU ADAM, DANIEL	135526-B	11	14:45.394	3 Voltes	1:05.341	Mc Cabrera	10

No classificat

NE	72	GELADA RODRIGUEZ, GENIS	135403-B			NE		Mc. Polea SX	0
----	----	-------------------------	----------	--	--	----	--	--------------	---

Margin of Victory	Avg. Speed	Best Lap Tm	Best Spd	Best Lap by
4.409	70,824	1:00.071	71,915	1 - CUCHARRERA MORENO, FRA

Cap de cronometratge / Director de Carrera / President del Jurat

Orbits

## Copa Catalana Supermotard - Vic

classificat per voltes

SM 1-2-3-4

Circuit d'Osona 1,200 km

Carrera - Primera Màniga

12/03/2017 11:00

Cursa (12:00 i 2 Voltes) started at 10:59:33

Pos.	Núm.	Cognoms i Nom	Llicència	Voltes	Total Ts	Dif	Millor Tm	Club	Punts
<b>SM 1</b>									
1	1	CUCHARRERA MORENO, FRANCESC	135573-B	14	14:13.945		1:00.071	Esc. Osona	25
2	80	CARDONA LOPEZ, NESTOR	134545-B	14	14:18.354	4.409	1:00.790	Gm Molins	20
3	122	LLADOS SOLE, JOAN	134755-L	14	14:21.804	7.859	1:00.888	MC Granja Escarp	16
4	12	ALGUACIL PARDO, VICTOR	134741-B	14	14:45.841	31.896	1:02.281	Amc Martorelles	13
5	90	FORD DUNN, MATHEW	247553-V	14	14:48.838	34.893	1:02.475	Ctat. Albaida	11
6	14	HERNANDEZ BAREA, JOSE LUIS	134776-B	14	15:03.565	49.620	1:02.737	Mc St.Celoni	10
7	25	URIZARBARRENA URIARTE, ABEL	278987-BI	14	15:05.387	51.442	1:02.063	Mc. Mitoracing	9
8	69	SORRIBES PORTA, IGNASI	134679-T	13	14:28.909	1 Volta	1:04.658	MC Circuit Móra	8
9	131	VIMPIERRE , FLORIAN	135367-B	12	14:51.228	2 Voltes	1:10.844	P.M.B.	7

SM 2

1	17	CERVERA ROSELLO, ADRIAN	247310-V	14	15:09.378		1:03.320	Circuito del Motor	25
2	53	GELADA RODRIGUEZ, JOSEP	135404-B	13	14:26.410	1 Volta	1:04.883	Mc. Polea SX	20
3	82	FORD DUNN, LORIS	247554-V	13	15:05.059	1 Volta	1:06.759	Ctat. Albaida	16

No classificat

NE	72	GELADA RODRIGUEZ, GENIS	135403-B			NE		Mc. Polea SX	0
----	----	-------------------------	----------	--	--	----	--	--------------	---

SM 3

1	43	URRA LOPEZ, FERNANDO	235701-NA	14	14:48.504		1:02.546	Mc. Ziki Team	25
2	222	FERREIRA, LUIS	521-2017	13	14:20.464	1 Volta	1:04.608		20
3	29	MOMPO FLOR, JUAN ANTONIO	247498-V	13	14:42.191	1 Volta	1:05.921	MotoDes	16

SM 4

1	31	SOLANO GIOL, GERARD	135979-B	13	14:37.621		1:05.626	Esc. Osona	25
2	49	TORRAS MARTINEZ, RAÛL	135546-GI	13	14:42.007	4.386	1:06.150	Esc. Osona	20
3	9	MONEYRON , BRUNO	134979-B	13	15:00.245	22.624	1:06.314	P.M.B.	16
4	4	ROSSELL HERNANDEZ, XAVIER	135422-B	13	15:18.013	40.392	1:06.200	Esc. Osona	13
5	98	MOREL , LUC	135099-B	12	14:19.393	1 Volta	1:09.519	P.M.B.	11
6	8	CARRAU ADAM, DANIEL	135526-B	11	14:45.394	2 Voltes	1:05.341	Mc Cabrera	10

Margin of Victory	Avg. Speed	Best Lap Tm	Best Spd	Best Lap by
4.409	70,824	1:00.071	71,915	1 - CUCHARRERA MORENO, FRA

Cap de cronometratge / Director de Carrera / President del Jurat

Orbits

## Copa Catalana Supermotard - Vic

Volta a volta


SM 1-2-3-4

Circuit d'Osona 1,200 km

Carrera - Primera Màniga

12/03/2017 11:00

Cursa (12:00 i 2 Voltes) started at 10:59:33



Competidors	Voltes														
	0	1	2	3	4	5	6	7	8	9	10	11	12	13	14
CUCHARRERA MORENO, FRANCESC (1)	1	1	80	80	1	1	1	1	1	1	1	1	1	1	1
CARDONA LOPEZ, NESTOR (80)	2	80	1	1	80	80	80	80	80	80	80	80	80	80	80
LLADOS SOLE, JOAN (122)	3	122	122	122	122	122	122	122	122	122	122	122	122	122	122
URIZARBARRENA URIARTE, ABEL (25)	4	25	12	12	12	12	12	12	12	12	12	12	12	12	12
FORD DUNN, MATHEW (90)	5	90	43	43	43	43	43	43	43	43	43	43	43	43	43
ALGUACIL PARDO, VICTOR (12)	6	12	90	90	90	90	90	90	90	90	90	90	90	90	90
HERNANDEZ BAREA, JOSE LUIS (14)	7	14	17	17	17	17	17	17	17	17	17	17	14	14	14
CERVERA ROSELLO, ADRIAN (17)	8	17	222	222	222	222	222	14	14	14	14	14	17	25	25
CARRAU ADAM, DANIEL (8)	9	8	69	69	69	69	14	222	222	222	25	25	25	17	17
GELADA RODRIGUEZ, JOSEP (53)	10	53	53	53	53	14	69	69	69	25	222	222	222	222	222
URRA LOPEZ, FERNANDO (43)	11	43	49	8	14	53	53	25	25	69	69	69	69	53	53
SOLANO GIOL, GERARD (31)	12	31	8	14	8	25	25	53	53	53	53	53	53	69	69
SORRIBES PORTA, IGNASI (69)	13	69	31	49	49	49	31	31	31	31	31	31	31	31	31
FERREIRA, LUIS (222)	14	222	14	31	31	31	49	49	49	49	49	49	49	49	49
FORD DUNN, LORIS (82)	15	82	29	29	25	29	29	29	29	29	29	29	29	29	29
MOMPO FLOR, JUAN ANTONIO (29)	16	29	9	25	29	9	9	9	4	9	9	9	9	9	9
TORRAS MARTINEZ, RAÚL (49)	17	49	4	9	9	4	4	4	9	82	82	82	82	82	82
MONEYRON , BRUNO (9)	18	9	25	4	4	82	82	82	82	4	4	4	4	4	4
ROSSELL HERNANDEZ, XAVIER (4)	19	4	98	82	82	98	98	98	98	98	98	98	98	98	98
MOREL , LUC (98)	20	98	82	98	98	131	131	131	131	131	131	131	131	131	131
VIMPIERRE , FLORIAN (131)	21	131	131	131	131	8	8	8	8	8	8	8	8	8	8
-	22														

## Copa Catalana Supermotard - Vic

SM 1-2-3-4

Circuit d'Osona 1,200 km

Carrera - Primera Màniga

12/03/2017 11:00

Cursa (12:00 i 2 Voltes) started at 10:59:33

Lap	Lap Tm	Diff	Time of Day
<b>(1) CUCHARRERA MORENO, FRANCESC</b>			
1	<b>1:02.562</b>	+2.491	11:00:36.054
2	<b>1:01.064</b>	+0.993	11:01:37.118
3	<b>1:00.585</b>	+0.514	11:02:37.703
4	<b>1:00.071</b>		11:03:37.774
5	<b>1:00.243</b>	+0.172	11:04:38.017
6	<b>1:00.112</b>	+0.041	11:05:38.129
7	<b>1:00.189</b>	+0.118	11:06:38.318
8	<b>1:00.928</b>	+0.857	11:07:39.246
9	<b>1:02.147</b>	+2.076	11:08:41.393
10	<b>1:01.793</b>	+1.722	11:09:43.186
11	<b>1:00.962</b>	+0.891	11:10:44.148
12	<b>1:00.837</b>	+0.766	11:11:44.985
13	<b>1:00.822</b>	+0.751	11:12:45.807
14	<b>1:01.630</b>	+1.559	11:13:47.437

Lap	Lap Tm	Diff	Time of Day
<b>(80) CARDONA LOPEZ, NESTOR</b>			
1	<b>1:02.383</b>	+1.593	11:00:35.966
2	<b>1:01.092</b>	+0.302	11:01:37.058
3	<b>1:01.364</b>	+0.574	11:02:38.422
4	<b>1:00.790</b>		11:03:39.212
5	<b>1:00.876</b>	+0.086	11:04:40.088
6	<b>1:01.145</b>	+0.355	11:05:41.233
7	<b>1:00.905</b>	+0.115	11:06:42.138
8	<b>1:00.924</b>	+0.134	11:07:43.062
9	<b>1:02.463</b>	+1.673	11:08:45.525
10	<b>1:01.245</b>	+0.455	11:09:46.770
11	<b>1:01.330</b>	+0.540	11:10:48.100
12	<b>1:00.806</b>	+0.016	11:11:48.906
13	<b>1:01.319</b>	+0.529	11:12:50.225
14	<b>1:01.621</b>	+0.831	11:13:51.846

Lap	Lap Tm	Diff	Time of Day
<b>(122) LLADOS SOLE, JOAN</b>			
1	<b>1:04.372</b>	+3.484	11:00:38.015
2	<b>1:01.440</b>	+0.552	11:01:39.455
3	<b>1:01.154</b>	+0.266	11:02:40.609
4	<b>1:00.929</b>	+0.041	11:03:41.538
5	<b>1:01.469</b>	+0.581	11:04:43.007
6	<b>1:01.451</b>	+0.563	11:05:44.458
7	<b>1:01.890</b>	+1.002	11:06:46.348
8	<b>1:00.995</b>	+0.107	11:07:47.343
9	<b>1:01.573</b>	+0.685	11:08:48.916
10	<b>1:00.888</b>		11:09:49.804
11	<b>1:01.080</b>	+0.192	11:10:50.884
12	<b>1:01.008</b>	+0.120	11:11:51.892
13	<b>1:01.455</b>	+0.567	11:12:53.347
14	<b>1:01.949</b>	+1.061	11:13:55.296

Lap	Lap Tm	Diff	Time of Day
<b>(12) ALGUACIL PARDO, VICTOR</b>			
1	<b>1:04.671</b>	+2.390	11:00:38.564
2	<b>1:02.281</b>		11:01:40.845
3	<b>1:02.421</b>	+0.140	11:02:43.266
4	<b>1:02.445</b>	+0.164	11:03:45.711
5	<b>1:02.429</b>	+0.148	11:04:48.140
6	<b>1:02.899</b>	+0.618	11:05:51.039
7	<b>1:03.350</b>	+1.069	11:06:54.389
8	<b>1:03.622</b>	+1.341	11:07:58.011
9	<b>1:03.822</b>	+1.541	11:09:01.833
10	<b>1:03.319</b>	+1.038	11:10:05.152
11	<b>1:03.565</b>	+1.284	11:11:08.717
12	<b>1:03.209</b>	+0.928	11:12:11.926
13	<b>1:03.318</b>	+1.037	11:13:15.244
14	<b>1:04.089</b>	+1.808	11:14:19.333

Lap	Lap Tm	Diff	Time of Day
<b>(43) URRÀ LOPEZ, FERNANDO</b>			

Lap	Lap Tm	Diff	Time of Day
1	<b>1:07.583</b>	+5.037	11:00:42.151
2	<b>1:03.328</b>	+0.782	11:01:45.479
3	<b>1:03.148</b>	+0.602	11:02:48.627
4	<b>1:03.365</b>	+0.819	11:03:51.992
5	<b>1:03.141</b>	+0.595	11:04:55.133
6	<b>1:02.546</b>		11:05:57.679
7	<b>1:03.132</b>	+0.586	11:07:00.811
8	<b>1:03.000</b>	+0.454	11:08:03.811
9	<b>1:02.913</b>	+0.367	11:09:06.724
10	<b>1:02.843</b>	+0.297	11:10:09.567
11	<b>1:02.979</b>	+0.433	11:11:12.546
12	<b>1:02.946</b>	+0.400	11:12:15.492
13	<b>1:03.408</b>	+0.862	11:13:18.900
14	<b>1:03.096</b>	+0.550	11:14:21.996

Lap	Lap Tm	Diff	Time of Day
<b>(90) FORD DUNN, MATHEW</b>			
1	<b>1:08.699</b>	+6.224	11:00:42.583
2	<b>1:03.135</b>	+0.660	11:01:45.718
3	<b>1:03.332</b>	+0.857	11:02:49.050
4	<b>1:03.499</b>	+1.024	11:03:52.549
5	<b>1:03.071</b>	+0.596	11:04:55.620
6	<b>1:02.475</b>		11:05:58.095
7	<b>1:03.173</b>	+0.698	11:07:01.268
8	<b>1:02.921</b>	+0.446	11:08:04.189
9	<b>1:03.113</b>	+0.638	11:09:07.302
10	<b>1:02.826</b>	+0.351	11:10:10.128
11	<b>1:02.730</b>	+0.255	11:11:12.858
12	<b>1:03.126</b>	+0.651	11:12:15.984
13	<b>1:03.267</b>	+0.792	11:13:19.251
14	<b>1:03.079</b>	+0.604	11:14:22.330

Lap	Lap Tm	Diff	Time of Day
<b>(14) HERNANDEZ BAREA, JOSE LUIS</b>			
1	<b>1:17.922</b>	+15.185	11:00:52.051
2	<b>1:04.544</b>	+1.807	11:01:56.595
3	<b>1:03.288</b>	+0.551	11:02:59.883
4	<b>1:04.907</b>	+2.170	11:04:04.790
5	<b>1:03.087</b>	+0.350	11:05:07.877
6	<b>1:02.737</b>		11:06:10.614
7	<b>1:03.105</b>	+0.368	11:07:13.719
8	<b>1:03.539</b>	+0.802	11:08:17.258
9	<b>1:03.581</b>	+0.844	11:09:20.839
10	<b>1:03.083</b>	+0.346	11:10:23.922
11	<b>1:02.902</b>	+0.165	11:11:26.824
12	<b>1:02.992</b>	+0.255	11:12:29.816
13	<b>1:03.905</b>	+1.168	11:13:33.721
14	<b>1:03.336</b>	+0.599	11:14:37.057

Lap	Lap Tm	Diff	Time of Day
<b>(25) URIZARBARRENA URIARTE, ABEL</b>			
1	<b>1:20.163</b>	+18.100	11:00:53.949
2	<b>1:06.135</b>	+4.072	11:02:00.084
3	<b>1:04.878</b>	+2.815	11:03:04.962
4	<b>1:04.847</b>	+2.784	11:04:09.809
5	<b>1:02.138</b>	+0.075	11:05:11.947
6	<b>1:04.353</b>	+2.290	11:06:16.300
7	<b>1:04.848</b>	+2.785	11:07:21.148
8	<b>1:02.063</b>		11:08:23.211
9	<b>1:02.287</b>	+0.224	11:09:25.498
10	<b>1:02.611</b>	+0.548	11:10:28.109
11	<b>1:02.083</b>	+0.020	11:11:30.192
12	<b>1:02.685</b>	+0.622	11:12:32.877
13	<b>1:03.074</b>	+1.011	11:13:35.951
14	<b>1:02.928</b>	+0.865	11:14:38.879

Lap	Lap Tm	Diff	Time of Day
<b>(17) CERVERA ROSELLO, ADRIAN</b>			
1	<b>1:09.721</b>	+6.401	11:00:44.009
2	<b>1:03.320</b>		11:01:47.329

Lap	Lap Tm	Diff	Time of Day
3	<b>1:03.476</b>	+0.156	11:02:50.805
4	<b>1:04.073</b>	+0.753	11:03:54.878
5	<b>1:06.465</b>	+3.145	11:05:01.343
6	<b>1:04.438</b>	+1.118	11:06:05.781
7	<b>1:03.722</b>	+0.402	11:07:09.503
8	<b>1:04.075</b>	+0.755	11:08:13.578
9	<b>1:04.791</b>	+1.471	11:09:18.369
10	<b>1:04.210</b>	+0.890	11:10:22.579
11	<b>1:05.097</b>	+1.777	11:11:27.676
12	<b>1:05.737</b>	+2.417	11:12:33.413
13	<b>1:04.426</b>	+1.106	11:13:37.839
14	<b>1:05.031</b>	+1.711	11:14:42.870

Lap	Lap Tm	Diff	Time of Day
<b>(222) FERREIRA, LUIS</b>			
1	<b>1:11.274</b>	+6.666	11:00:46.122
2	<b>1:05.539</b>	+0.931	11:01:51.661
3	<b>1:04.615</b>	+0.007	11:02:56.276
4	<b>1:04.912</b>	+0.304	11:04:01.188
5	<b>1:05.057</b>	+0.449	11:05:06.245
6	<b>1:05.376</b>	+0.768	11:06:11.621
7	<b>1:04.608</b>		11:07:16.229
8	<b>1:05.385</b>	+0.777	11:08:21.614
9	<b>1:07.222</b>	+2.614	11:09:28.836
10	<b>1:05.814</b>	+1.206	11:10:34.650
11	<b>1:05.377</b>	+0.769	11:11:40.027
12	<b>1:07.150</b>	+2.542	11:12:47.177
13	<b>1:06.779</b>	+2.171	11:13:53.956

Lap	Lap Tm	Diff	Time of Day
<b>(53) GELADA RODRIGUEZ, JOSEP</b>			
1	<b>1:14.411</b>	+9.528	11:00:48.850
2	<b>1:05.649</b>	+0.766	11:01:54.499
3	<b>1:05.146</b>	+0.263	11:02:59.645
4	<b>1:05.367</b>	+0.484	11:04:05.012
5	<b>1:05.329</b>	+0.446	11:05:10.341
6	<b>1:06.538</b>	+1.655	11:06:16.879
7	<b>1:04.883</b>		11:07:21.762
8	<b>1:06.094</b>	+1.211	11:08:27.856
9	<b>1:05.540</b>	+0.657	11:09:33.396
10	<b>1:05.406</b>	+0.523	11:10:38.802
11	<b>1:06.492</b>	+1.609	11:11:45.294
12	<b>1:06.944</b>	+2.061	11:12:52.238
13	<b>1:07.664</b>	+2.781	11:13:59.902

Lap	Lap Tm	Diff	Time of Day
<b>(69) SORRIBES PORTA, IGNASI</b>			
1	<b>1:13.601</b>	+8.943	11:00:48.398
2	<b>1:05.094</b>	+0.436	11:01:53.492
3	<b>1:05.660</b>	+1.002	11:02:59.152
4	<b>1:04.658</b>		11:04:03.810
5	<b>1:06.106</b>	+1.448	11:05:09.916
6	<b>1:06.232</b>	+1.574	11:06:16.148
7	<b>1:04.876</b>	+0.218	11:07:21.024
8	<b>1:06.465</b>	+1.807	11:08:27.489
9	<b>1:05.562</b>	+0.904	11:09:33.051
10	<b>1:05.447</b>	+0.789	11:10:38.498
11	<b>1:06.000</b>	+1.342	11:11:44.498
12	<b>1:12.068</b>	+7.410	11:12:56.566
13	<b>1:05.835</b>	+1.177	11:14:02.401

Lap	Lap Tm	Diff	Time of Day
<b>(31) SOLANO GIOL, GERARD</b>			
1	<b>1:16.130</b>	+10.504	11:00:50.817
2	<b>1:07.062</b>	+1.436	11:01:57.879
3	<b>1:06.347</b>	+0.721	11:03:04.226
4	<b>1:06.389</b>	+0.763	11:04:10.615
5	<b>1:05.626</b>		11:05:16.241
6	<b>1:06.405</b>	+0.779	11:06:22.646
7	<b>1:05.897</b>	+0.271	11:07:28.543



## Copa Catalana Supermotard - Vic

SM 1-2-3-4

Circuit d'Osona 1,200 km

Carrera - Primera Màniga

12/03/2017 11:00

Cursa (12:00 i 2 Voltes) started at 10:59:33

Lap	Lap Tm	Diff	Time of Day
8	1:05.853	+0.227	11:08:34.396
9	1:05.666	+0.040	11:09:40.062
10	1:07.335	+1.709	11:10:47.397
11	1:08.257	+2.631	11:11:55.654
12	1:07.390	+1.764	11:13:03.044
13	1:08.069	+2.443	11:14:11.113

(49) TORRAS MARTINEZ, RAUL

Lap	Lap Tm	Diff	Time of Day
1	1:14.588	+8.438	11:00:49.675
2	1:07.943	+1.793	11:01:57.618
3	1:06.428	+0.278	11:03:04.046
4	1:06.150		11:04:10.196
5	1:08.486	+2.336	11:05:18.682
6	1:07.356	+1.206	11:06:26.038
7	1:06.887	+0.737	11:07:32.925
8	1:06.343	+0.193	11:08:39.268
9	1:07.120	+0.970	11:09:46.388
10	1:08.531	+2.381	11:10:54.919
11	1:06.596	+0.446	11:12:01.515
12	1:06.974	+0.824	11:13:08.489
13	1:07.010	+0.860	11:14:15.499

(29) MOMPO FLOR, JUAN ANTONIO

Lap	Lap Tm	Diff	Time of Day
1	1:17.357	+11.436	11:00:52.378
2	1:07.556	+1.635	11:01:59.934
3	1:07.613	+1.692	11:03:07.547
4	1:07.279	+1.358	11:04:14.826
5	1:06.339	+0.418	11:05:21.165
6	1:05.921		11:06:27.086
7	1:06.195	+0.274	11:07:33.281
8	1:06.574	+0.653	11:08:39.855
9	1:07.840	+1.919	11:09:47.695
10	1:07.447	+1.526	11:10:55.142
11	1:06.588	+0.667	11:12:01.730
12	1:07.534	+1.613	11:13:09.264
13	1:06.419	+0.498	11:14:15.683

(9) MONEYRON, BRUNO

Lap	Lap Tm	Diff	Time of Day
1	1:17.759	+11.445	11:00:53.151
2	1:08.305	+1.991	11:02:01.456
3	1:06.721	+0.407	11:03:08.177
4	1:07.531	+1.217	11:04:15.708
5	1:06.314		11:05:22.022
6	1:06.395	+0.081	11:06:28.417
7	1:08.203	+1.889	11:07:36.620
8	1:07.951	+1.637	11:08:44.571
9	1:09.379	+3.065	11:09:53.950
10	1:07.790	+1.476	11:11:01.740
11	1:08.111	+1.797	11:12:09.851
12	1:11.168	+4.854	11:13:21.019
13	1:12.718	+6.404	11:14:33.737

(82) FORD DUNN, LORIS

Lap	Lap Tm	Diff	Time of Day
1	1:20.148	+13.389	11:00:55.158
2	1:08.040	+1.281	11:02:03.198
3	1:06.759		11:03:09.957
4	1:06.814	+0.055	11:04:16.771
5	1:08.447	+1.688	11:05:25.218
6	1:06.952	+0.193	11:06:32.170
7	1:09.223	+2.464	11:07:41.393
8	1:11.029	+4.270	11:08:52.422
9	1:07.605	+0.846	11:10:00.027
10	1:09.184	+2.425	11:11:09.211
11	1:10.890	+4.131	11:12:20.101
12	1:09.453	+2.694	11:13:29.554
13	1:08.997	+2.238	11:14:38.551

Lap	Lap Tm	Diff	Time of Day
-----	--------	------	-------------

(4) ROSSELL HERNANDEZ, XAVIER

Lap	Lap Tm	Diff	Time of Day
1	1:18.302	+12.102	11:00:53.717
2	1:08.586	+2.386	11:02:02.303
3	1:07.177	+0.977	11:03:09.480
4	1:06.722	+0.522	11:04:16.202
5	1:06.741	+0.541	11:05:22.943
6	1:06.200		11:06:29.143
7	1:06.366	+0.166	11:07:35.509
8	1:18.494	+12.294	11:08:54.003
9	1:09.526	+3.326	11:10:03.529
10	1:08.144	+1.944	11:11:11.673
11	1:12.396	+6.196	11:12:24.069
12	1:14.728	+8.528	11:13:38.797
13	1:12.708	+6.508	11:14:51.505

(98) MOREL, LUC

Lap	Lap Tm	Diff	Time of Day
1	1:18.945	+9.426	11:00:54.571
2	1:10.107	+0.588	11:02:04.678
3	1:09.519		11:03:14.197
4	1:09.889	+0.370	11:04:24.086
5	1:10.448	+0.929	11:05:34.534
6	1:13.314	+3.795	11:06:47.848
7	1:10.492	+0.973	11:07:58.340
8	1:11.071	+1.552	11:09:09.411
9	1:10.152	+0.633	11:10:19.563
10	1:11.035	+1.516	11:11:30.598
11	1:09.997	+0.478	11:12:40.595
12	1:12.290	+2.771	11:13:52.885

(131) VIMPIERRE, FLORIAN

Lap	Lap Tm	Diff	Time of Day
1	1:21.568	+10.724	11:00:57.568
2	1:11.699	+0.855	11:02:09.267
3	1:10.844		11:03:20.111
4	1:11.106	+0.262	11:04:31.217
5	1:13.036	+2.192	11:05:44.253
6	1:12.487	+1.643	11:06:56.740
7	1:12.910	+2.066	11:08:09.650
8	1:13.104	+2.260	11:09:22.754
9	1:14.151	+3.307	11:10:36.905
10	1:16.662	+5.818	11:11:53.567
11	1:16.406	+5.562	11:13:09.973
12	1:14.747	+3.903	11:14:24.720

(8) CARRAU ADAM, DANIEL

Lap	Lap Tm	Diff	Time of Day
1	1:15.558	+10.217	11:00:49.939
2	1:06.378	+1.037	11:01:56.317
3	1:05.341		11:03:01.658
4	1:58.151	+52.810	11:04:59.809
5	1:18.178	+12.837	11:06:17.987
6	1:20.845	+15.504	11:07:38.832
7	1:25.344	+20.003	11:09:04.176
8	1:23.570	+18.229	11:10:27.746
9	1:16.270	+10.929	11:11:44.016
10	1:20.260	+14.919	11:13:04.276
11	1:14.610	+9.269	11:14:18.886

## Copa Catalana Supermotard - Vic

classificat per voltes

SM 1-2-3-4

Circuit d'Osona 1,200 km

Carrera - Segona Màniga

12/03/2017 12:30

Cursa (12:00 i 2 Voltes) started at 12:29:53

Pos.	Núm.	Cognoms i Nom	Llicència	Voltes	Total Ts	Dif	Millor Tm	Club	Punts
1	1	CUCHARRERA MORENO, FRANCESC	135573-B	14	14:13.626		59.998	Esc. Osona	25
2	80	CARDONA LOPEZ, NESTOR	134545-B	14	14:20.478	6.852	1:00.446	Gm Molins	20
3	122	LLADOS SOLE, JOAN	134755-L	14	14:30.440	16.814	1:01.365	MC Granja Escarp	16
4	12	ALGUACIL PARDO, VICTOR	134741-B	14	14:38.046	24.420	1:02.035	Amc Martorelles	13
5	25	URIZARBARRENA URIARTE, ABEL	278987-BI	14	14:38.233	24.607	1:01.531	Mc. Mitoracing	11
6	14	HERNANDEZ BAREA, JOSE LUIS	134776-B	14	14:46.696	33.070	1:02.260	Mc St.Celoni	10
7	90	FORD DUNN, MATHEW	247553-V	14	14:49.876	36.250	1:02.548	Ctat. Albaida	9
8	43	URRA LOPEZ, FERNANDO	235701-NA	14	14:50.070	36.444	1:02.511	Mc. Ziki Team	25
9	8	CARRAU ADAM, DANIEL	135526-B	14	15:16.627	1:03.001	1:04.286	Mc Cabrera	25
10	17	CERVERA ROSELLO, ADRIAN	247310-V	13	14:21.486	1 Volta	1:03.158	Circuito del Motor	25
11	69	SORRIBES PORTA, IGNASI	134679-T	13	14:22.489	1 Volta	1:04.652	MC Circuit Móra	8
12	222	FERREIRA, LUIS	521-2017	13	14:22.716	1 Volta	1:04.544		20
13	53	GELADA RODRIGUEZ, JOSEP	135404-B	13	14:34.938	1 Volta	1:04.710	Mc. Polea SX	20
14	31	SOLANO GIOL, GERARD	135979-B	13	14:40.151	1 Volta	1:04.900	Esc. Osona	20
15	29	MOMPO FLOR, JUAN ANTONIO	247498-V	13	14:44.517	1 Volta	1:05.652	MotoDes	16
16	9	MONEYRON , BRUNO	134979-B	13	14:45.785	1 Volta	1:05.797	P.M.B.	16
17	82	FORD DUNN, LORIS	247554-V	13	14:53.951	1 Volta	1:06.465	Ctat. Albaida	16
18	49	TORRAS MARTINEZ, RAÛL	135546-GI	13	14:56.608	1 Volta	1:06.419	Esc. Osona	13
19	4	ROSSELL HERNANDEZ, XAVIER	135422-B	13	15:14.250	1 Volta	1:07.513	Esc. Osona	11
20	98	MOREL , LUC	135099-B	12	14:24.957	2 Voltes	1:09.280	P.M.B.	10
21	131	VIMPIERRE , FLORIAN	135367-B	12	15:10.218	2 Voltes	1:10.071	P.M.B.	7

No classificat

NE	72	GELADA RODRIGUEZ, GENIS	135403-B			NE		Mc. Polea SX	0
----	----	-------------------------	----------	--	--	----	--	--------------	---

Margin of Victory	Avg. Speed	Best Lap Tm	Best Spd	Best Lap by
6.852	70,851	59.998	72,002	1 - CUCHARRERA MORENO, FRA

Cap de cronometratge / Director de Carrera / President del Jurat

Orbits

## Copa Catalana Supermotard - Vic

classificat per voltes

SM 1-2-3-4

Circuit d'Osona 1,200 km

Carrera - Segona Màniga

12/03/2017 12:30

Cursa (12:00 i 2 Voltes) started at 12:29:53

Pos.	Núm.	Cognoms i Nom	Llicència	Voltes	Total Ts	Dif	Millor Tm	Club	Punts
<b>SM 1</b>									
1	1	CUCHARRERA MORENO, FRANCESC	135573-B	14	14:13.626		59.998	Esc. Osona	25
2	80	CARDONA LOPEZ, NESTOR	134545-B	14	14:20.478	6.852	1:00.446	Gm Molins	20
3	122	LLADOS SOLE, JOAN	134755-L	14	14:30.440	16.814	1:01.365	MC Granja Escarp	16
4	12	ALGUACIL PARDO, VICTOR	134741-B	14	14:38.046	24.420	1:02.035	Amc Martorelles	13
5	25	URIZARBARRENA URIARTE, ABEL	278987-BI	14	14:38.233	24.607	1:01.531	Mc. Mitoracing	11
6	14	HERNANDEZ BAREA, JOSE LUIS	134776-B	14	14:46.696	33.070	1:02.260	Mc St.Celoni	10
7	90	FORD DUNN, MATHEW	247553-V	14	14:49.876	36.250	1:02.548	Ctat. Albaida	9
8	69	SORRIBES PORTA, IGNASI	134679-T	13	14:22.489	1 Volta	1:04.652	MC Circuit Móra	8
9	131	VIMPIERRE , FLORIAN	135367-B	12	15:10.218	2 Voltes	1:10.071	P.M.B.	7

SM 2

1	17	CERVERA ROSELLO, ADRIAN	247310-V	13	14:21.486		1:03.158	Circuito del Motor	25
2	53	GELADA RODRIGUEZ, JOSEP	135404-B	13	14:34.938	13.452	1:04.710	Mc. Polea SX	20
3	82	FORD DUNN, LORIS	247554-V	13	14:53.951	32.465	1:06.465	Ctat. Albaida	16

No classificat

NE	72	GELADA RODRIGUEZ, GENIS	135403-B			NE		Mc. Polea SX	0
----	----	-------------------------	----------	--	--	----	--	--------------	---

SM 3

1	43	URRA LOPEZ, FERNANDO	235701-NA	14	14:50.070		1:02.511	Mc. Ziki Team	25
2	222	FERREIRA, LUIS	521-2017	13	14:22.716	1 Volta	1:04.544		20
3	29	MOMPO FLOR, JUAN ANTONIO	247498-V	13	14:44.517	1 Volta	1:05.652	MotoDes	16

SM 4

1	8	CARRAU ADAM, DANIEL	135526-B	14	15:16.627		1:04.286	Mc Cabrera	25
2	31	SOLANO GIOL, GERARD	135979-B	13	14:40.151	1 Volta	1:04.900	Esc. Osona	20
3	9	MONEYRON , BRUNO	134979-B	13	14:45.785	1 Volta	1:05.797	P.M.B.	16
4	49	TORRAS MARTINEZ, RAÛL	135546-GI	13	14:56.608	1 Volta	1:06.419	Esc. Osona	13
5	4	ROSSELL HERNANDEZ, XAVIER	135422-B	13	15:14.250	1 Volta	1:07.513	Esc. Osona	11
6	98	MOREL , LUC	135099-B	12	14:24.957	2 Voltes	1:09.280	P.M.B.	10

Margin of Victory	Avg. Speed	Best Lap Tm	Best Spd	Best Lap by
6.852	70,851	59.998	72,002	1 - CUCHARRERA MORENO, FRA

Cap de cronometratge / Director de Carrera / President del Jurat

Orbits



## Copa Catalana Supermotard - Vic

Volta a volta


SM 1-2-3-4

Circuit d'Osona 1,200 km

Carrera - Segona Màniga

12/03/2017 12:30

Cursa (12:00 i 2 Voltes) started at 12:29:53



**Competidors**

**Voltes**

	0	1	2	3	4	5	6	7	8	9	10	11	12	13	14
CUCHARRERA MORENO, FRANCESC (1)	1	1	1	1	1	1	1	1	1	1	1	1	1	1	1
CARDONA LOPEZ, NESTOR (80)	2	80	80	80	80	80	80	80	80	80	80	80	80	80	80
LLADOS SOLE, JOAN (122)	3	122	12	12	12	12	122	122	122	122	122	122	122	122	122
URIZARBARRENA URIARTE, ABEL (25)	4	25	122	122	25	25	122	12	12	12	12	12	12	12	12
ALGUACIL PARDO, VICTOR (12)	5	12	25	25	122	122	25	25	25	25	25	25	25	25	25
FORD DUNN, MATHEW (90)	6	90	14	14	14	14	14	14	14	14	14	14	14	14	14
HERNANDEZ BAREA, JOSE LUIS (14)	7	14	90	90	90	90	90	90	90	90	90	90	90	90	90
URRA LOPEZ, FERNANDO (43)	8	43	43	43	43	43	43	43	43	43	43	43	43	43	43
CERVERA ROSELLO, ADRIAN (17)	9	17	17	17	17	17	17	17	17	17	17	17	8	8	8
CARRAU ADAM, DANIEL (8)	10	8	8	8	8	8	8	8	8	8	8	8	17	17	
SOLANO GIOL, GERARD (31)	11	31	53	53	53	53	53	53	53	53	53	69	69	69	
GELADA RODRIGUEZ, JOSEP (53)	12	53	69	69	69	69	69	69	69	69	69	222	222	222	
SORRIBES PORTA, IGNASI (69)	13	69	29	29	29	29	222	222	222	222	222	53	53	53	
FERREIRA, LUIS (222)	14	222	31	31	31	222	222	31	31	31	31	31	31	31	
FORD DUNN, LORIS (82)	15	82	49	49	222	31	31	29	29	29	29	29	29	29	
TORRAS MARTINEZ, RAÚL (49)	16	49	222	222	49	49	49	49	49	9	9	9	9	9	
MOMPO FLOR, JUAN ANTONIO (29)	17	29	9	9	9	9	9	9	9	49	82	82	82	82	
ROSSELL HERNANDEZ, XAVIER (4)	18	4	82	82	82	82	82	82	82	82	49	49	49	49	
MONEYRON , BRUNO (9)	19	9	4	4	4	4	4	4	4	4	4	4	4	4	
MOREL , LUC (98)	20	98	98	98	98	98	98	98	98	98	98	98	98	98	
VIMPIERRE , FLORIAN (131)	21	131	131	131	131	131	131	131	131	131	131	131	131	131	
-	22														



## Copa Catalana Supermotard - Vic

SM 1-2-3-4

Circuit d'Osona 1,200 km

Carrera - Segona Màniga

12/03/2017 12:30

Cursa (12:00 i 2 Voltes) started at 12:29:53

Lap	Lap Tm	Diff	Time of Day
8	1:05.071	+0.361	12:38:41.723
9	1:05.707	+0.997	12:39:47.430
10	1:05.842	+1.132	12:40:53.272
11	1:14.021	+9.311	12:42:07.293
12	1:08.871	+4.161	12:43:16.164
13	1:11.942	+7.232	12:44:28.106

(31) SOLANO GIOL, GERARD

Lap	Lap Tm	Diff	Time of Day
1	1:14.048	+9.148	12:31:08.376
2	1:06.401	+1.501	12:32:14.777
3	1:06.817	+1.917	12:33:21.594
4	1:06.921	+2.021	12:34:28.515
5	1:05.633	+0.733	12:35:34.148
6	1:07.309	+2.409	12:36:41.457
7	1:04.900		12:37:46.357
8	1:05.792	+0.892	12:38:52.149
9	1:06.630	+1.730	12:39:58.779
10	1:07.581	+2.681	12:41:06.360
11	1:07.782	+2.882	12:42:14.142
12	1:08.542	+3.642	12:43:22.684
13	1:10.635	+5.735	12:44:33.319

(29) MOMPO FLOR, JUAN ANTONIO

Lap	Lap Tm	Diff	Time of Day
1	1:13.185	+7.533	12:31:08.008
2	1:06.663	+1.011	12:32:14.671
3	1:06.703	+1.051	12:33:21.374
4	1:06.250	+0.598	12:34:27.624
5	1:05.652		12:35:33.276
6	1:08.989	+3.337	12:36:42.265
7	1:06.181	+0.529	12:37:48.446
8	1:06.176	+0.524	12:38:54.622
9	1:08.117	+2.465	12:40:02.739
10	1:07.771	+2.119	12:41:10.510
11	1:07.120	+1.468	12:42:17.630
12	1:09.226	+3.574	12:43:26.856
13	1:10.829	+5.177	12:44:37.685

(9) MONEYRON, BRUNO

Lap	Lap Tm	Diff	Time of Day
1	1:15.272	+9.475	12:31:10.462
2	1:06.678	+0.881	12:32:17.140
3	1:07.514	+1.717	12:33:24.654
4	1:06.593	+0.796	12:34:31.247
5	1:06.434	+0.637	12:35:37.681
6	1:06.642	+0.845	12:36:44.323
7	1:06.913	+1.116	12:37:51.236
8	1:07.679	+1.882	12:38:58.915
9	1:05.797		12:40:04.712
10	1:07.241	+1.444	12:41:11.953
11	1:08.885	+3.088	12:42:20.838
12	1:09.429	+3.632	12:43:30.267
13	1:08.686	+2.889	12:44:38.953

(82) FORD DUNN, LORIS

Lap	Lap Tm	Diff	Time of Day
1	1:16.412	+9.947	12:31:11.151
2	1:06.989	+0.524	12:32:18.140
3	1:07.143	+0.678	12:33:25.283
4	1:06.520	+0.055	12:34:31.803
5	1:06.465		12:35:38.268
6	1:06.574	+0.109	12:36:44.842
7	1:06.922	+0.457	12:37:51.764
8	1:08.869	+2.404	12:39:00.633
9	1:09.218	+2.753	12:40:09.851
10	1:08.338	+1.873	12:41:18.189
11	1:10.730	+4.265	12:42:28.919
12	1:08.709	+2.244	12:43:37.628
13	1:09.491	+3.026	12:44:47.119

Lap	Lap Tm	Diff	Time of Day
-----	--------	------	-------------

(49) TORRAS MARTINEZ, RAÜL

Lap	Lap Tm	Diff	Time of Day
1	1:14.580	+8.161	12:31:09.319
2	1:07.052	+0.633	12:32:16.371
3	1:07.977	+1.558	12:33:24.348
4	1:06.419		12:34:30.767
5	1:06.536	+0.117	12:35:37.303
6	1:06.754	+0.335	12:36:44.057
7	1:06.759	+0.340	12:37:50.816
8	1:09.480	+3.061	12:39:00.296
9	1:10.707	+4.288	12:40:11.003
10	1:08.115	+1.696	12:41:19.118
11	1:10.212	+3.793	12:42:29.330
12	1:08.676	+2.257	12:43:38.006
13	1:11.770	+5.351	12:44:49.776

(4) ROSSELL HERNANDEZ, XAVIER

Lap	Lap Tm	Diff	Time of Day
1	1:16.740	+9.227	12:31:11.860
2	1:07.513		12:32:19.373
3	1:07.733	+0.220	12:33:27.106
4	1:07.638	+0.125	12:34:34.744
5	1:08.470	+0.957	12:35:43.214
6	1:11.193	+3.680	12:36:54.407
7	1:10.193	+2.680	12:38:04.600
8	1:14.366	+6.853	12:39:18.966
9	1:13.188	+5.675	12:40:32.154
10	1:09.319	+1.806	12:41:41.473
11	1:08.676	+1.163	12:42:50.149
12	1:08.492	+0.979	12:43:58.641
13	1:08.777	+1.264	12:45:07.418

(98) MOREL, LUC

Lap	Lap Tm	Diff	Time of Day
1	1:17.618	+8.338	12:31:12.931
2	1:09.280		12:32:22.211
3	1:10.141	+0.861	12:33:32.352
4	1:09.285	+0.005	12:34:41.637
5	1:09.621	+0.341	12:35:51.258
6	1:13.041	+3.761	12:37:04.299
7	1:14.113	+4.833	12:38:18.412
8	1:13.559	+4.279	12:39:31.971
9	1:11.534	+2.254	12:40:43.505
10	1:10.579	+1.299	12:41:54.084
11	1:11.120	+1.840	12:43:05.204
12	1:12.921	+3.641	12:44:18.125

(131) VIMPIERRE, FLORIAN


Lap	Lap Tm	Diff	Time of Day
1	1:19.838	+9.767	12:31:15.669
2	1:10.906	+0.835	12:32:26.575
3	1:10.314	+0.243	12:33:36.889
4	1:10.071		12:34:46.960
5	1:14.059	+3.988	12:36:01.019
6	1:15.296	+5.225	12:37:16.315
7	1:13.871	+3.800	12:38:30.186
8	1:20.109	+10.038	12:39:50.295
9	1:22.844	+12.773	12:41:13.139
10	1:18.339	+8.268	12:42:31.478
11	1:16.119	+6.048	12:43:47.597
12	1:15.789	+5.718	12:45:03.386

## Copa Catalana Supermotard - Vic

SM 1-2-3-4

Circuit d'Osona 1,200 km

Entrenaments Qualificatius



sició	Nº	Nom	Moto	Millor Ts total	R1. Millor Tm	2. Millor Tm	Club	classe
1	1	CUCHARRERA MORENO, FRANCESC	HUSQVARN	59.873	1:00.416	59.873	Esc. Osona	SM 1
2	80	CARDONA LOPEZ, NESTOR	SIN MARCA	1:00.760	1:02.808	1:00.760	Gm Molins	SM 1
3	122	LLADOS SOLE, JOAN	TM	1:00.989	1:02.435	1:00.989	MC Granja Escarp	SM 1
4	25	URIZARBARRENA URIARTE, ABEL	HUSQVARN	1:02.321	1:02.957	1:02.321	Mc. Mitoracing	SM 1
5	90	FORD DUNN, MATHEW	HUSQVARN	1:02.474	1:03.750	1:02.474	Ctat. Albaida	SM 1
6	12	ALGUACIL PARDO, VICTOR	SIN MARCA	1:02.514	1:04.006	1:02.514	Amc Martorelles	SM 1
7	14	HERNANDEZ BAREA, JOSE LUIS	TM	1:02.559	1:03.981	1:02.559	Mc St.Celoni	SM 1
8	43	URRA LOPEZ, FERNANDO	HUSQVARN	1:02.656	1:04.885	1:02.656	Mc. Ziki Team	SM 3
9	17	CERVERA ROSELLO, ADRIAN	YAMAHA	1:03.825	1:05.844	1:03.825	Circuito del Motor	SM 2
10	8	CARRAU ADAM, DANIEL	SIN MARCA	1:04.918	1:07.281	1:04.918	Mc Cabrera	SM 4
11	53	GELADA RODRIGUEZ, JOSEP	HONDA	1:05.091	1:06.739	1:05.091	Mc. Polea SX	SM 2
12	31	SOLANO GIOL, GERARD	KTM	1:05.106	1:07.632	1:05.106	Esc. Osona	SM 4
13	222	FERREIRA, LUIS	HUSQVARN	1:05.133	1:05.133	1:05.563		SM 3
14	69	SORRIBES PORTA, IGNASI	TM	1:05.754	1:07.188	1:05.754	MC Circuit Móra	SM 1
15	72	GELADA RODRIGUEZ, GENIS	HONDA	1:06.195	1:06.195		Mc. Polea SX	SM 2
16	82	FORD DUNN, LORIS	HUSQVARN	1:06.320	1:07.378	1:06.320	Ctat. Albaida	SM 2
17	49	TORRAS MARTINEZ, RAÜL	YAMAHA	1:06.609	1:09.345	1:06.609	Esc. Osona	SM 4
18	29	MOMPO FLOR, JUAN ANTONIO	KTM	1:07.059	1:08.474	1:07.059	MotoDes	SM 3
19	4	ROSSELL HERNANDEZ, XAVIER	YAMAHA	1:08.261	1:11.469	1:08.261	Esc. Osona	SM 4
20	9	MONEYRON , BRUNO	KTM	1:10.705	1:15.532	1:10.705	P.M.B.	SM 4
21	98	MOREL , LUC	KAWASAKI	1:10.713	1:11.448	1:10.713	P.M.B.	SM 4
22	131	VIMPIERRE , FLORIAN	KTM	1:13.476	1:16.667	1:13.476	P.M.B.	SM 1

## Copa Catalana Supermotard - Vic

Ordenat per la volta més ràpida

SM 1-2-3-4

Circuit d'Osona 1,200 km

Entrenaments Qualificatius 1

12/03/2017 09:00

Pràctica (10:00 Temps) started at 9:00:47

posició	Nº	Nom	Millor Tm	Dif	Diferència	En volta	Club	classe
1	1	CUCHARRERA MORENO, FRANCESC	1:00.416			7	Esc. Osona	SM 1
2	122	LLADOS SOLE, JOAN	1:02.435	2.019	2.019	9	MC Granja Escarp	SM 1
3	80	CARDONA LOPEZ, NESTOR	1:02.808	2.392	0.373	7	Gm Molins	SM 1
4	25	URIZARBARRENA URIARTE, ABEL	1:02.957	2.541	0.149	7	Mc. Mitoracing	SM 1
5	90	FORD DUNN, MATHEW	1:03.750	3.334	0.793	8	Ctat. Albaida	SM 1
6	14	HERNANDEZ BAREA, JOSE LUIS	1:03.981	3.565	0.231	9	Mc St.Celoni	SM 1
7	12	ALGUACIL PARDO, VICTOR	1:04.006	3.590	0.025	8	Amc Martorelles	SM 1
8	43	URRA LOPEZ, FERNANDO	1:04.885	4.469	0.879	6	Mc. Ziki Team	SM 3
9	222	FERREIRA, LUIS	1:05.133	4.717	0.248	6		SM 3
10	17	CERVERA ROSELLO, ADRIAN	1:05.844	5.428	0.711	8	Circuito del Motor	SM 2
11	72	GELADA RODRIGUEZ, GENIS	1:06.195	5.779	0.351	7	Mc. Polea SX	SM 2
12	53	GELADA RODRIGUEZ, JOSEP	1:06.739	6.323	0.544	7	Mc. Polea SX	SM 2
13	69	SORRIBES PORTA, IGNASI	1:07.188	6.772	0.449	8	MC Circuit Móra	SM 1
14	8	CARRAU ADAM, DANIEL	1:07.281	6.865	0.093	8	Mc Cabrera	SM 4
15	82	FORD DUNN, LORIS	1:07.378	6.962	0.097	8	Ctat. Albaida	SM 2
16	31	SOLANO GIOL, GERARD	1:07.632	7.216	0.254	5	Esc. Osona	SM 4
17	29	MOMPO FLOR, JUAN ANTONIO	1:08.474	8.058	0.842	5	MotoDes	SM 3
18	49	TORRAS MARTINEZ, RAÛL	1:09.345	8.929	0.871	7	Esc. Osona	SM 4
19	98	MOREL , LUC	1:11.448	11.032	2.103	6	P.M.B.	SM 4
20	4	ROSSELL HERNANDEZ, XAVIER	1:11.469	11.053	0.021	5	Esc. Osona	SM 4
21	9	MONEYRON , BRUNO	1:15.532	15.116	4.063	6	P.M.B.	SM 4
22	131	VIMPIERRE , FLORIAN	1:16.667	16.251	1.135	2	P.M.B.	SM 1



## Copa Catalana Supermotard - Vic

SM 1-2-3-4

Circuit d'Osona 1,200 km

Entrenaments Qualificatius 1

12/03/2017 09:00

Pràctica (10:00 Temps) started at 9:00:47

Lap	Lap Tm	Diff	Time of Day
<b>(12) ALGUACIL PARDO, VICTOR</b>			
1	1:15.407	+25.761	9:02:13.001
2	49.646		9:03:02.647
3	1:12.939	+23.293	9:04:15.586
4	1:05.103	+15.457	9:05:20.689
5	1:13.242	+23.596	9:06:33.931
6	1:04.309	+14.663	9:07:38.240
7	1:24.299	+34.653	9:09:02.539
8	1:04.006	+14.360	9:10:06.545
9	1:18.594	+28.948	9:11:25.139

Lap	Lap Tm	Diff	Time of Day
<b>(1) CUCHARRERA MORENO, FRANCESC</b>			
1	1:23.404	+22.988	9:02:58.668
2	1:03.713	+3.297	9:04:02.381
3	1:09.883	+9.467	9:05:12.264
4	1:01.496	+1.080	9:06:13.760
5	1:50.249	+49.833	9:08:04.009
6	1:15.679	+15.263	9:09:19.688
7	1:00.416		9:10:20.104

Lap	Lap Tm	Diff	Time of Day
<b>(122) LLADOS SOLE, JOAN</b>			
1	1:17.732	+15.297	9:02:14.663
2	1:08.618	+6.183	9:03:23.281
3	1:05.727	+3.292	9:04:29.008
4	1:03.798	+1.363	9:05:32.806
5	1:19.488	+17.053	9:06:52.294
6	1:17.255	+14.820	9:08:09.549
7	1:07.304	+4.869	9:09:16.853
8	1:02.901	+0.466	9:10:19.754
9	1:02.435		9:11:22.189

Lap	Lap Tm	Diff	Time of Day
<b>(80) CARDONA LOPEZ, NESTOR</b>			
1	1:24.163	+21.355	9:03:41.274
2	1:07.236	+4.428	9:04:48.510
3	1:17.844	+15.036	9:06:06.354
4	1:06.608	+3.800	9:07:12.962
5	1:03.949	+1.141	9:08:16.911
6	1:05.737	+2.929	9:09:22.648
7	1:02.808		9:10:25.456
8	1:03.236	+0.428	9:11:28.692

Lap	Lap Tm	Diff	Time of Day
<b>(25) URIZARBARRENA URIARTE, ABEL</b>			
1	1:19.129	+16.172	9:04:31.608
2	1:05.820	+2.863	9:05:37.428
3	1:04.953	+1.996	9:06:42.381
4	1:16.890	+13.933	9:07:59.271
5	1:03.844	+0.887	9:09:03.115
6	1:03.584	+0.627	9:10:06.699
7	1:02.957		9:11:09.656

Lap	Lap Tm	Diff	Time of Day
<b>(90) FORD DUNN, MATHEW</b>			
1	1:22.042	+18.292	9:02:09.092
2	1:07.659	+3.909	9:03:16.751
3	1:07.447	+3.697	9:04:24.198
4	1:05.834	+2.084	9:05:30.032
5	1:04.944	+1.194	9:06:34.976
6	1:04.171	+0.421	9:07:39.147
7	1:05.957	+2.207	9:08:45.104
8	1:03.750		9:09:48.854
9	1:04.428	+0.678	9:10:53.282

Lap	Lap Tm	Diff	Time of Day
<b>(14) HERNANDEZ BAREA, JOSE LUIS</b>			
1	1:20.406	+16.425	9:02:12.801
2	1:11.604	+7.623	9:03:24.405
3	1:05.717	+1.736	9:04:30.122

Lap	Lap Tm	Diff	Time of Day
4	1:05.490	+1.509	9:05:35.612
5	1:04.814	+0.833	9:06:40.426
6	1:05.956	+1.975	9:07:46.382
7	1:04.483	+0.502	9:08:50.865
8	1:04.621	+0.640	9:09:55.486
9	1:03.981		9:10:59.467

Lap	Lap Tm	Diff	Time of Day
<b>(43) URRRA LOPEZ, FERNANDO</b>			
1	1:24.078	+19.193	9:03:41.994
2	1:07.893	+3.008	9:04:49.887
3	1:06.059	+1.174	9:05:55.946
4	1:24.105	+19.220	9:07:20.051
5	1:05.371	+0.486	9:08:25.422
6	1:04.885		9:09:30.307
7	1:05.276	+0.391	9:10:35.583
8	1:05.329	+0.444	9:11:40.912

Lap	Lap Tm	Diff	Time of Day
<b>(222) FERREIRA, LUIS</b>			
1	1:30.604	+25.471	9:04:08.293
2	1:08.914	+3.781	9:05:17.207
3	1:08.891	+3.758	9:06:26.098
4	1:06.874	+1.741	9:07:32.972
5	1:18.816	+13.683	9:08:51.788
6	1:05.133		9:09:56.921

Lap	Lap Tm	Diff	Time of Day
<b>(17) CERVERA ROSELLO, ADRIAN</b>			
1	1:24.760	+18.916	9:02:17.094
2	1:11.829	+5.985	9:03:28.923
3	1:09.734	+3.890	9:04:38.657
4	1:07.893	+2.049	9:05:46.550
5	1:08.536	+2.692	9:06:55.086
6	1:06.978	+1.134	9:08:02.064
7	1:06.318	+0.474	9:09:08.382
8	1:05.844		9:10:14.226
9	1:05.897	+0.053	9:11:20.123

Lap	Lap Tm	Diff	Time of Day
<b>(72) GELADA RODRIGUEZ, GENIS</b>			
1	1:24.340	+18.145	9:03:32.619
2	1:09.504	+3.309	9:04:42.123
3	1:07.789	+1.594	9:05:49.912
4	1:07.744	+1.549	9:06:57.656
5	1:20.204	+14.009	9:08:17.860
6	1:07.516	+1.321	9:09:25.376
7	1:06.195		9:10:31.571

Lap	Lap Tm	Diff	Time of Day
<b>(53) GELADA RODRIGUEZ, JOSEP</b>			
1	1:26.717	+19.978	9:03:36.770
2	1:10.255	+3.516	9:04:47.025
3	1:21.996	+15.257	9:06:09.021
4	1:07.932	+1.193	9:07:16.953
5	1:07.112	+0.373	9:08:24.065
6	1:07.184	+0.445	9:09:31.249
7	1:06.739		9:10:37.988
8	1:06.808	+0.069	9:11:44.796

Lap	Lap Tm	Diff	Time of Day
<b>(69) SORRIBES PORTA, IGNASI</b>			
1	1:25.213	+18.025	9:03:38.907
2	1:16.403	+9.215	9:04:55.310
3	1:09.170	+1.982	9:06:04.480
4	1:09.040	+1.852	9:07:13.520
5	1:07.978	+0.790	9:08:21.498
6	1:08.290	+1.102	9:09:29.788
7	1:07.358	+0.170	9:10:37.146
8	1:07.188		9:11:44.334

Lap	Lap Tm	Diff	Time of Day
<b>(8) CARRAU ADAM, DANIEL</b>			

Lap	Lap Tm	Diff	Time of Day
1	1:29.271	+21.990	9:02:25.157
2	1:17.670	+10.389	9:03:42.827
3	1:10.541	+3.260	9:04:53.368
4	1:09.328	+2.047	9:06:02.696
5	1:07.903	+0.622	9:07:10.599
6	1:08.049	+0.768	9:08:18.648
7	1:07.461	+0.180	9:09:26.109
8	1:07.281		9:10:33.390
9	1:08.658	+1.377	9:11:42.048

Lap	Lap Tm	Diff	Time of Day
<b>(82) FORD DUNN, LORIS</b>			
1	1:25.475	+18.097	9:02:15.995
2	1:13.321	+5.943	9:03:29.316
3	1:13.723	+6.345	9:04:43.039
4	1:09.924	+2.546	9:05:52.963
5	1:09.142	+1.764	9:07:02.105
6	1:10.118	+2.740	9:08:12.223
7	1:15.483	+8.105	9:09:27.706
8	1:07.378		9:10:35.084
9	1:10.541	+3.163	9:11:45.625

Lap	Lap Tm	Diff	Time of Day
<b>(31) SOLANO GIOL, GERARD</b>			
1	1:31.527	+23.895	9:02:28.496
2	1:23.166	+15.534	9:03:51.662
3	1:21.111	+13.479	9:05:12.773
4	1:08.418	+0.786	9:06:21.191
5	1:07.632		9:07:28.823

Lap	Lap Tm	Diff	Time of Day
<b>(29) MOMPO FLOR, JUAN ANTONIO</b>			
1	1:19.532	+11.058	9:02:22.438
2	1:12.353	+3.879	9:03:34.791
3	1:10.811	+2.337	9:04:45.602
4	1:08.930	+0.456	9:05:54.532
5	1:08.474		9:07:03.006
6	1:09.580	+1.106	9:08:12.586
7	1:21.521	+13.047	9:09:34.107
8	1:08.669	+0.195	9:10:42.776
9	1:09.595	+1.121	9:11:52.371

Lap	Lap Tm	Diff	Time of Day
<b>(49) TORRAS MARTINEZ, RAUL</b>			
1	1:21.704	+12.359	9:03:18.100
2	1:17.754	+8.409	9:04:35.854
3	1:10.433	+1.088	9:05:46.287
4	1:20.318	+10.973	9:07:06.605
5	1:09.401	+0.056	9:08:16.006
6	1:23.399	+14.054	9:09:39.405
7	1:09.345		9:10:48.750

Lap	Lap Tm	Diff	Time of Day
<b>(98) MOREL, LUC</b>			
1	1:25.786	+14.338	9:03:10.856
2	1:17.309	+5.861	9:04:28.165
3	1:14.720	+3.272	9:05:42.885
4	1:14.640	+3.192	9:06:57.525
5	1:14.310	+2.862	9:08:11.835
6	1:11.448		9:09:23.283
7	1:23.833	+12.385	9:10:47.116

Lap	Lap Tm	Diff	Time of Day
<b>(4) ROSSELL HERNANDEZ, XAVIER</b>			
1	1:27.101	+15.632	9:04:22.007
2	1:26.516	+15.047	9:05:48.523
3	3:17.492	+2:06.023	9:09:06.015
4	1:19.171	+7.702	9:10:25.186
5	1:11.469		9:11:36.655

Lap	Lap Tm	Diff	Time of Day
<b>(9) MONEYRON, BRUNO</b>			
1	1:44.761	+29.229	9:02:39.203

## Copa Catalana Supermotard - Vic

SM 1-2-3-4

Circuit d'Osona 1,200 km

Entrenaments Qualificatius 1

12/03/2017 09:00

Pràctica (10:00 Temps) started at 9:00:47

Lap	Lap Tm	Diff	Time of Day
2	<b>2:16.844</b>	+1:01.312	9:04:56.047
3	<b>1:42.417</b>	+26.885	9:06:38.464
4	<b>1:26.453</b>	+10.921	9:08:04.917
5	<b>1:30.517</b>	+14.985	9:09:35.434
6	<b>1:15.532</b>		9:10:50.966

Lap	Lap Tm	Diff	Time of Day
-----	--------	------	-------------

Lap	Lap Tm	Diff	Time of Day
-----	--------	------	-------------

(131) VIMPIERRE, FLORIAN

1	<b>1:21.382</b>	+4.715	9:06:36.744
2	<b>1:16.667</b>		9:07:53.411
3	<b>1:17.690</b>	+1.023	9:09:11.101
4	<b>1:18.712</b>	+2.045	9:10:29.813
5	<b>1:24.358</b>	+7.691	9:11:54.171

## Copa Catalana Supermotard - Vic

Ordenat per la volta més ràpida

SM 1-2-3-4

Circuit d'Osona 1,200 km

Entrenaments Qualificatius 2

12/03/2017 09:45

Classificació (10:00 Temps) started at 9:45:02

posició	Nº	Nom	Millor Tm	Dif	Diferència	En volta	Club	classe
1	1	CUCHARRERA MORENO, FRANCESC	59.873			7	Esc. Osona	SM 1
2	80	CARDONA LOPEZ, NESTOR	1:00.760	0.887	0.887	5	Gm Molins	SM 1
3	122	LLADOS SOLE, JOAN	1:00.989	1.116	0.229	9	MC Granja Escarp	SM 1
4	25	URIZARBARRENA URIARTE, ABEL	1:02.321	2.448	1.332	3	Mc. Mitoracing	SM 1
5	90	FORD DUNN, MATHEW	1:02.474	2.601	0.153	5	Ctat. Albaida	SM 1
6	12	ALGUACIL PARDO, VICTOR	1:02.514	2.641	0.040	5	Amc Martorelles	SM 1
7	14	HERNANDEZ BAREA, JOSE LUIS	1:02.559	2.686	0.045	8	Mc St.Celoni	SM 1
8	43	URRA LOPEZ, FERNANDO	1:02.656	2.783	0.097	9	Mc. Ziki Team	SM 3
9	17	CERVERA ROSELLO, ADRIAN	1:03.825	3.952	1.169	6	Circuito del Motor	SM 2
10	8	CARRAU ADAM, DANIEL	1:04.918	5.045	1.093	7	Mc Cabrera	SM 4
11	53	GELADA RODRIGUEZ, JOSEP	1:05.091	5.218	0.173	9	Mc. Polea SX	SM 2
12	31	SOLANO GIOL, GERARD	1:05.106	5.233	0.015	6	Esc. Osona	SM 4
13	222	FERREIRA, LUIS	1:05.563	5.690	0.457	3		SM 3
14	69	SORRIBES PORTA, IGNASI	1:05.754	5.881	0.191	8	MC Circuit Móra	SM 1
15	82	FORD DUNN, LORIS	1:06.320	6.447	0.566	6	Ctat. Albaida	SM 2
16	49	TORRAS MARTINEZ, RAÛL	1:06.609	6.736	0.289	6	Esc. Osona	SM 4
17	29	MOMPO FLOR, JUAN ANTONIO	1:07.059	7.186	0.450	8	MotoDes	SM 3
18	4	ROSSELL HERNANDEZ, XAVIER	1:08.261	8.388	1.202	5	Esc. Osona	SM 4
19	9	MONEYRON , BRUNO	1:10.705	10.832	2.444	5	P.M.B.	SM 4
20	98	MOREL , LUC	1:10.713	10.840	0.008	4	P.M.B.	SM 4
21	131	VIMPIERRE , FLORIAN	1:13.476	13.603	2.763	3	P.M.B.	SM 1
22	72	GELADA RODRIGUEZ, GENIS				0	Mc. Polea SX	SM 2

## Copa Catalana Supermotard - Vic

SM 1-2-3-4

Circuit d'Osona 1,200 km

Entrenaments Qualificatius 2

12/03/2017 09:45

Classificació (10:00 Temps) started at 9:45:02

Lap	Lap Tm	Diff	Time of Day	Lap	Lap Tm	Diff	Time of Day	Lap	Lap Tm	Diff	Time of Day
<b>(1) CUCHARRERA MORENO, FRANCESC</b>											
1	1:28.896	+29.023	9:47:18.259	7	1:02.877	+0.318	9:52:31.917	1	1:13.074	+7.320	9:47:44.519
2	1:12.872	+12.999	9:48:31.131	8	1:02.559		9:53:34.476	2	1:07.207	+1.453	9:48:51.726
3	1:00.601	+0.728	9:49:31.732	9	1:02.572	+0.013	9:54:37.048	3	1:06.746	+0.992	9:49:58.472
4	1:18.705	+18.832	9:50:50.437	10	1:03.513	+0.954	9:55:40.561	4	1:06.430	+0.676	9:51:04.902
5	1:00.298	+0.425	9:51:50.735	<b>(43) URRRA LOPEZ, FERNANDO</b>				5	1:05.945	+0.191	9:52:10.847
6	1:18.579	+18.706	9:53:09.314	1	1:09.938	+7.282	9:46:28.594	6	1:06.268	+0.514	9:53:17.115
7	59.873		9:54:09.187	2	1:04.096	+1.440	9:47:32.690	7	1:06.611	+0.857	9:54:23.726
<b>(80) CARDONA LOPEZ, NESTOR</b>				3	1:04.136	+1.480	9:48:36.826	8	1:05.754		9:55:29.480
1	1:25.659	+24.899	9:51:01.105	4	1:03.814	+1.158	9:49:40.640	<b>(82) FORD DUNN, LORIS</b>			
2	1:03.996	+3.236	9:52:05.101	5	1:03.806	+1.150	9:50:44.446	1	1:14.396	+8.076	9:46:21.806
3	1:02.020	+1.260	9:53:07.121	6	1:03.527	+0.871	9:51:47.973	2	1:07.455	+1.135	9:47:29.261
4	1:01.095	+0.335	9:54:08.216	7	1:03.179	+0.523	9:52:51.152	3	1:09.442	+3.122	9:48:38.703
5	1:00.760		9:55:08.976	8	1:04.988	+2.332	9:53:56.140	4	1:07.663	+1.343	9:49:46.366
<b>(122) LLADOS SOLE, JOAN</b>				9	1:02.656		9:54:58.796	5	1:07.388	+1.068	9:50:53.754
1	1:08.678	+7.689	9:46:27.698	10	1:02.682	+0.026	9:56:01.478	6	1:06.320		9:52:00.074
2	1:03.938	+2.949	9:47:31.636	<b>(17) CERVERA ROSELLO, ADRIAN</b>				7	1:18.087	+11.767	9:53:18.161
3	1:03.252	+2.263	9:48:34.888	1	1:10.869	+7.044	9:46:16.868	8	1:15.365	+9.045	9:54:33.526
4	1:02.115	+1.126	9:49:37.003	2	1:05.413	+1.588	9:47:22.281	9	1:16.648	+10.328	9:55:50.174
5	1:01.867	+0.878	9:50:38.870	3	1:05.337	+1.512	9:48:27.618	<b>(49) TORRAS MARTINEZ, RAÜL</b>			
6	1:07.518	+6.529	9:51:46.388	4	1:09.966	+6.141	9:49:37.584	1	1:16.216	+9.607	9:46:19.197
7	1:02.144	+1.155	9:52:48.532	5	1:05.633	+1.808	9:50:43.217	2	1:09.031	+2.422	9:47:28.228
8	1:06.584	+5.595	9:53:55.116	6	1:03.825		9:51:47.042	3	1:08.316	+1.707	9:48:36.544
9	1:00.989		9:54:56.105	7	1:08.452	+4.627	9:52:55.494	4	1:12.377	+5.768	9:49:48.921
10	1:01.189	+0.200	9:55:57.294	8	1:05.467	+1.642	9:54:00.961	5	1:09.340	+2.731	9:50:58.261
<b>(25) URIZARBARRENA URIARTE, ABEL</b>				9	1:04.717	+0.892	9:55:05.678	6	1:06.609		9:52:04.870
1	1:12.135	+9.814	9:47:42.539	<b>(8) CARRAU ADAM, DANIEL</b>				7	1:18.327	+11.718	9:53:23.197
2	1:04.450	+2.129	9:48:46.989	1	1:20.779	+15.861	9:47:00.351	8	1:07.737	+1.128	9:54:30.934
3	1:02.321		9:49:49.310	2	1:12.391	+7.473	9:48:12.742	9	1:06.961	+0.352	9:55:37.895
4	1:03.986	+1.665	9:50:53.296	3	1:09.679	+4.761	9:49:22.421	<b>(29) MOMPO FLOR, JUAN ANTONIO</b>			
5	1:02.429	+0.108	9:51:55.725	4	1:06.553	+1.635	9:50:28.974	1	1:14.816	+7.757	9:46:31.692
6	1:03.193	+0.872	9:52:58.918	5	1:05.710	+0.792	9:51:34.684	2	1:08.326	+1.267	9:47:40.018
7	1:11.655	+9.334	9:54:10.573	6	1:06.250	+1.332	9:52:40.934	3	1:07.936	+0.877	9:48:47.954
8	1:04.270	+1.949	9:55:14.843	7	1:04.918		9:53:45.852	4	1:07.567	+0.508	9:49:55.521
<b>(90) FORD DUNN, MATHEW</b>				<b>(53) GELADA RODRIGUEZ, JOSEP</b>				5	1:07.409	+0.350	9:51:02.930
1	1:08.275	+5.801	9:46:12.129	1	1:14.911	+9.820	9:46:55.176	6	1:07.385	+0.326	9:52:10.315
2	1:03.633	+1.159	9:47:15.762	2	1:07.005	+1.914	9:48:02.181	7	1:07.308	+0.249	9:53:17.623
3	1:02.797	+0.323	9:48:18.559	3	1:07.371	+2.280	9:49:09.552	8	1:07.059		9:54:24.682
4	1:21.157	+18.683	9:49:39.716	4	1:07.434	+2.343	9:50:16.986	9	1:07.298	+0.239	9:55:31.980
5	1:02.474		9:50:42.190	5	1:05.465	+0.374	9:51:22.451	<b>(4) ROSSELL HERNANDEZ, XAVIER</b>			
6	1:10.376	+7.902	9:51:52.566	6	1:05.666	+0.575	9:52:28.117	1	1:17.909	+9.648	9:46:23.661
7	1:06.162	+3.688	9:52:58.728	7	1:05.554	+0.463	9:53:33.671	2	1:08.843	+0.582	9:47:32.504
8	1:03.315	+0.841	9:54:02.043	8	1:18.059	+12.968	9:54:51.730	3	1:08.757	+0.496	9:48:41.261
9	1:08.446	+5.972	9:55:10.489	9	1:05.091		9:55:56.821	4	1:27.476	+19.215	9:50:08.737
<b>(12) ALGUACIL PARDO, VICTOR</b>				<b>(31) SOLANO GIOL, GERARD</b>				5	1:07.567	+0.508	9:49:55.521
1	1:08.038	+5.524	9:46:12.500	1	1:18.472	+13.366	9:46:43.452	6	1:07.409	+0.350	9:51:02.930
2	1:03.512	+0.998	9:47:16.012	2	1:06.000	+0.894	9:47:49.452	7	1:07.385	+0.326	9:52:10.315
3	1:05.363	+2.849	9:48:21.375	3	1:05.321	+0.215	9:48:54.773	8	1:07.308	+0.249	9:53:17.623
4	1:07.452	+4.938	9:49:28.827	4	1:13.210	+8.104	9:50:07.983	9	1:07.298	+0.239	9:55:31.980
5	1:02.514		9:50:31.341	5	2:01.177	+56.071	9:52:09.160	<b>(29) MOMPO FLOR, JUAN ANTONIO</b>			
6	1:11.568	+9.054	9:51:42.909	6	1:05.106		9:53:14.266	1	1:14.816	+7.757	9:46:31.692
7	2:00.614	+58.100	9:53:43.523	<b>(222) FERREIRA, LUIS</b>				2	1:08.326	+1.267	9:47:40.018
<b>(14) HERNANDEZ BAREA, JOSE LUIS</b>				1	1:31.274	+25.711	9:48:06.715	3	1:07.936	+0.877	9:48:47.954
1	1:07.884	+5.325	9:46:11.738	2	1:26.021	+20.458	9:49:32.736	4	1:12.377	+5.768	9:49:48.921
2	1:03.226	+0.667	9:47:14.964	3	1:05.563		9:50:38.299	5	1:10.226	+0.321	9:52:48.000
3	1:03.199	+0.640	9:48:18.163	4	1:05.664	+0.101	9:51:43.963	6	1:10.705		9:53:58.705
4	1:02.916	+0.357	9:49:21.079	5	1:10.293	+4.730	9:52:54.256	7	1:11.157	+0.452	9:55:09.862
5	1:03.349	+0.790	9:50:24.428	6	1:05.806	+0.243	9:54:00.062	<b>(90) MOREL , LUC</b>			
6	1:04.612	+2.053	9:51:29.040	7	1:18.896	+13.333	9:55:18.958	1	1:16.387	+5.674	9:46:46.058
<b>(69) SORRIBES PORTA, IGNASI</b>								2	1:11.489	+0.776	9:47:57.547
								3	1:11.877	+1.164	9:49:09.424
								4	1:10.713		9:50:20.137
								5	1:11.038	+0.325	9:51:31.175
								6	1:17.058	+6.345	9:52:48.233
								7	1:24.900	+14.187	9:54:13.133

Cap de cronometratge / Director de Carrera / President del Jurat

Orbits

## Copa Catalana Supermotard - Vic

SM 1-2-3-4

Circuit d'Osona 1,200 km

Entrenaments Qualificatius 2

12/03/2017 09:45

Classificació (10:00 Temps) started at 9:45:02

Lap	Lap Tm	Diff	Time of Day
(131) VIMPIERRE , FLORIAN			
1	1:19.055	+5.579	9:46:49.840
2	1:13.884	+0.408	9:48:03.724
3	1:13.476		9:49:17.200
4	1:15.720	+2.244	9:50:32.920
5	1:17.586	+4.110	9:51:50.506
6	1:20.445	+6.969	9:53:10.951
7	1:15.541	+2.065	9:54:26.492
8	1:15.560	+2.084	9:55:42.052

Lap	Lap Tm	Diff	Time of Day
-----	--------	------	-------------

Lap	Lap Tm	Diff	Time of Day
-----	--------	------	-------------