

COPA CATALANA DE MINIMOTOS

Clasificado por mejor tiempo de vuelta

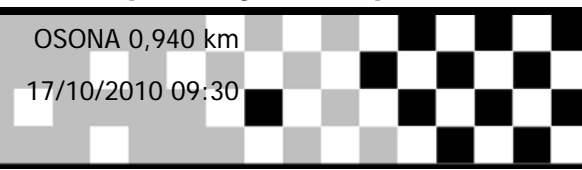
OPEN

OSONA 0,940 km

ENTRENOS

17/10/2010 09:30

Clasificación (20:00 Tiempo) iniciado a 9:32:34



Pos.	N°	Nombre	Clase	Mejor Tm	2° Mejor	Dif. resp. 1°	Vueltas	Total T°
1	7	KILLIAN MORENO COSCOLL	Open	54.798	54.807		13	18:59.143
2	4	ARNAU PONS BASSOLS	Open	55.498	55.724	0.700	18	19:55.196
3	23	EDUARD MONTOJO COLL	Open	55.780	56.509	0.982	17	19:37.789
4	21	JOSE MARIA VIÑALES GRAU	Open	55.955	56.365	1.157	17	20:07.769
5	42	MARC LLENSA BOU	Open	57.440	57.884	2.642	17	19:47.515
6	54	DANIEL PINTOS OLIVER	Open	57.729	58.035	2.931	14	17:49.834
7	58	ALEIX MABRES SEOANE	Open	58.770	58.864	3.972	15	20:10.007
8	16	MIQUEL RUEDA SUREDA	Open	58.981	59.042	4.183	17	19:53.209
9	10	XAVIER PONS BASSOLS	Open	59.587	1:00.376	4.789	17	19:54.148
10	6	SERGI CASADEMONT FONT	Open	1:04.464	1:04.585	9.666	15	19:45.862
11	14	XAVIER FONTFREDA MATES	Open	1:04.887	1:05.528	10.089	15	19:44.327
12	85	JOAN NADAL VILA	Open	1:05.379	1:05.475	10.581	16	20:15.935

## COPA CATALANA DE MINIMOTOS

OPEN

OSONA 0,940 km

ENTRENOS

17/10/2010 09:30

Clasificación (20:00 Tiempo) iniciado a 9:32:34

Vuelta	empo de vuelta	Dif. resp. 1°	Hora del día	Vuelta	empo de vuelta	Dif. resp. 1°	Hora del día	Vuelta	empo de vuelta	Dif. resp. 1°	Hora del día								
<b>(7) KILLIAN MORENO COSCOLL</b>																			
1	2:55.847	+2:01.049	9:39:38.396	11	56.365	+0.410	9:46:30.923	6	<b>58.981</b>		9:41:14.580								
2	57.195	+2.397	9:40:35.591	12	1:06.022	+10.067	9:47:36.945	7	1:00.248	+1.267	9:42:14.828								
3	55.746	+0.948	9:41:31.337	13	1:06.070	+10.115	9:48:43.015	8	59.142	+0.161	9:43:13.970								
4	1:12.210	+17.412	9:42:43.547	14	56.547	+0.592	9:49:39.562	9	1:01.529	+2.548	9:44:15.499								
5	55.697	+0.899	9:43:39.244	15	<b>55.955</b>		9:50:35.517	10	59.042	+0.061	9:45:14.541								
6	55.593	+0.795	9:44:34.837	16	56.502	+0.547	9:51:32.019	11	1:03.029	+4.048	9:46:17.570								
7	1:07.557	+12.759	9:45:42.394	17	1:10.740	+14.785	9:52:42.759	12	1:01.114	+2.133	9:47:18.684								
8	55.001	+0.203	9:46:37.395	<b>(42) MARC LLENSA BOU</b>															
9	1:04.873	+10.075	9:47:42.268	1	1:06.317	+8.877	9:35:08.723	13	1:01.168	+2.187	9:48:19.852								
10	55.152	+0.354	9:48:37.420	2	1:01.421	+3.981	9:36:10.144	14	1:04.743	+5.762	9:49:24.595								
11	<b>54.798</b>		9:49:32.218	3	59.477	+2.037	9:37:09.621	15	59.738	+0.757	9:50:24.333								
12	54.807	+0.009	9:50:27.025	4	58.510	+1.070	9:38:08.131	16	1:02.441	+3.460	9:51:26.774								
13	1:07.108	+12.310	9:51:34.133	5	57.884	+0.444	9:39:06.015	17	1:01.425	+2.444	9:52:28.199								
<b>(4) ARNAU PONS BASSOLS</b>																			
1	1:06.767	+11.269	9:35:16.305	6	57.902	+0.462	9:40:03.917	<b>(10) XAVIER PONS BASSOLS</b>											
2	1:03.016	+7.518	9:36:19.321	7	<b>57.440</b>		9:41:01.357	1	1:17.414	+17.827	9:35:27.533								
3	1:01.871	+6.373	9:37:21.192	8	2:25.783	+1:28.343	9:43:27.140	2	1:14.486	+14.899	9:36:42.019								
4	59.447	+3.949	9:38:20.639	9	1:04.472	+7.032	9:44:31.612	3	1:08.691	+9.104	9:37:50.710								
5	59.657	+4.159	9:39:20.296	10	59.083	+1.643	9:45:30.695	4	1:05.379	+5.792	9:38:56.089								
6	58.322	+2.824	9:40:18.618	11	58.684	+1.244	9:46:29.379	5	1:02.981	+4.394	9:39:59.070								
7	1:04.825	+9.327	9:41:23.443	12	59.402	+1.962	9:47:28.781	6	1:02.231	+2.644	9:41:01.301								
8	57.184	+1.686	9:42:20.627	13	1:00.305	+2.865	9:48:29.086	7	1:02.469	+2.882	9:42:03.770								
9	57.752	+2.254	9:43:18.379	14	58.091	+0.651	9:49:27.177	8	1:03.762	+4.175	9:43:07.532								
10	56.638	+1.140	9:44:15.017	15	58.748	+1.308	9:50:25.925	9	1:01.632	+2.045	9:44:09.164								
11	56.231	+0.733	9:45:11.248	16	58.210	+0.770	9:51:24.135	10	1:01.666	+2.079	9:45:10.830								
12	56.644	+1.146	9:46:07.892	17	58.370	+0.930	9:52:22.505	11	<b>59.587</b>		9:46:10.417								
13	1:34.397	+38.899	9:47:42.289	<b>(54) DANIEL PINTOS OLIVER</b>															
14	57.305	+1.807	9:48:39.594	1	1:07.615	+9.886	9:35:14.343	12	1:00.376	+0.789	9:47:10.793								
15	56.470	+0.972	9:49:36.064	2	1:04.645	+6.916	9:36:18.988	13	1:00.638	+1.051	9:48:11.431								
16	55.724	+0.226	9:50:31.788	3	59.592	+1.863	9:37:18.580	14	1:09.072	+9.485	9:49:20.503								
17	1:02.900	+7.402	9:51:34.688	4	1:03.210	+5.481	9:38:21.790	15	1:06.315	+6.728	9:50:26.818								
18	<b>55.498</b>		9:52:30.186	5	58.156	+0.427	9:39:19.946	16	1:01.343	+1.756	9:51:28.161								
<b>(23) EDUARD MONTOJO COLL</b>																			
1	1:03.135	+7.355	9:35:14.855	6	58.471	+0.742	9:40:18.417	17	1:00.977	+1.390	9:52:29.138								
2	1:02.485	+6.705	9:36:17.340	7	1:11.084	+13.355	9:41:29.501	<b>(6) SERGI CASADEMONT FONT</b>											
3	1:03.374	+7.594	9:37:20.714	8	1:00.071	+2.342	9:42:29.572	1	1:13.671	+9.207	9:36:25.331								
4	58.966	+3.186	9:38:19.680	9	1:04.308	+6.579	9:43:33.880	2	1:10.751	+6.287	9:37:36.082								
5	57.569	+1.789	9:39:17.249	10	58.035	+0.306	9:44:31.915	3	1:09.154	+4.690	9:38:45.236								
6	57.831	+2.051	9:40:15.080	11	59.335	+1.606	9:45:31.250	4	1:08.706	+4.242	9:39:53.942								
7	56.815	+1.035	9:41:11.895	12	58.249	+0.520	9:46:29.499	5	1:10.568	+6.104	9:41:04.510								
8	56.963	+1.183	9:42:08.858	13	<b>57.729</b>		9:47:27.228	6	1:15.259	+10.795	9:42:19.769								
9	56.509	+0.729	9:43:05.367	14	2:57.596	+1:59.867	9:50:24.824	7	1:09.535	+5.071	9:43:29.304								
10	56.962	+1.182	9:44:02.329	<b>(58) ALEIX MABRES SEOANE</b>															
11	56.723	+0.943	9:44:59.052	1	1:04.703	+5.933	9:34:59.431	8	1:09.157	+4.693	9:44:38.461								
12	2:17.561	+1:21.781	9:47:16.613	2	1:03.475	+4.705	9:36:02.906	9	1:07.369	+2.905	9:45:45.830								
13	56.821	+1.041	9:48:13.434	3	1:01.108	+2.338	9:37:04.014	10	1:06.866	+2.402	9:46:52.696								
14	59.719	+3.939	9:49:13.153	4	1:00.696	+1.926	9:38:04.710	11	1:05.653	+1.189	9:47:58.349								
15	<b>55.780</b>		9:50:08.933	5	1:00.031	+1.261	9:39:04.741	12	1:04.666	+0.202	9:49:03.015								
16	1:01.319	+5.539	9:51:10.252	6	1:02.162	+3.392	9:40:06.903	13	<b>1:04.464</b>		9:50:07.479								
17	1:02.527	+6.747	9:52:12.779	7	2:28.623	+1:29.853	9:42:35.526	14	1:04.585	+0.121	9:51:12.064								
<b>(21) JOSE MARIA VIÑALES GRAU</b>																			
1	59.646	+3.691	9:36:31.995	8	1:00.033	+1.263	9:43:35.559	15	1:08.788	+4.324	9:52:20.852								
2	58.680	+2.725	9:37:30.675	9	59.584	+0.814	9:44:35.143	<b>(14) XAVIER FONTFREDA MATES</b>											
3	58.115	+2.160	9:38:28.790	10	58.864	+0.094	9:45:34.007	1	1:11.464	+6.577	9:36:20.114								
4	57.988	+2.033	9:39:26.778	11	3:14.224	+2:15.454	9:48:48.231	2	1:08.459	+3.572	9:37:28.573								
5	57.409	+1.454	9:40:24.187	12	1:00.088	+1.318	9:49:48.319	3	1:07.224	+2.337	9:38:35.797								
6	57.305	+1.350	9:41:21.492	13	<b>58.770</b>		9:50:47.089	4	1:06.524	+1.637	9:39:42.321								
7	1:08.691	+12.736	9:42:30.183	14	59.038	+0.268	9:51:46.127	5	<b>1:04.887</b>		9:40:47.208								
8	1:10.325	+14.370	9:43:40.508	15	58.870	+0.100	9:52:44.997	6	1:05.626	+0.739	9:41:52.834								
9	57.367	+1.412	9:44:37.875	<b>(16) MIQUEL RUEDA SUREDA</b>															
10	56.683	+0.728	9:45:34.558	1	1:09.468	+10.487	9:35:08.256	7	1:07.460	+2.573	9:43:00.294								
				2	2:03.926	+1:04.945	9:37:12.182	8	1:08.812	+3.925	9:44:09.106								
				3	1:02.278	+3.297	9:38:14.460	9	1:10.202	+5.315	9:45:19.308								
				4	1:00.312	+1.331	9:39:14.772	10	1:06.940	+2.053	9:46:26.248								
				5	1:00.827	+1.846	9:40:15.599	11	1:07.788	+2.901	9:47:34.036								
								12	1:15.897	+11.010	9:48:49.933								
								13	1:05.528	+0.641	9:49:55.461								
								14	1:08.407	+3.520	9:51:03.868								
								15	1:15.449	+10.562	9:52:19.317								

## COPA CATALANA DE MINIMOTOS

OPEN

OSONA 0,940 km

ENTRENOS

17/10/2010 09:30

Clasificación (20:00 Tiempo) iniciado a 9:32:34

Vuelta	empo de vuelta	Dif. resp. 1°	Hora del día
<b>(85) JOAN NADAL VILA</b>			
1	1:21.625	+16.246	9:35:39.048
2	1:15.351	+9.972	9:36:54.399
3	1:10.061	+4.682	9:38:04.460
4	1:09.008	+3.629	9:39:13.468
5	1:08.178	+2.799	9:40:21.646
6	1:10.201	+4.822	9:41:31.847
7	1:08.261	+2.882	9:42:40.108
8	1:07.808	+2.429	9:43:47.916
9	1:05.475	+0.096	9:44:53.391
10	1:08.183	+2.804	9:46:01.574
11	<b>1:05.379</b>		9:47:06.953
12	1:06.816	+1.437	9:48:13.769
13	1:05.589	+0.210	9:49:19.358
14	1:09.947	+4.568	9:50:29.305
15	1:14.354	+8.975	9:51:43.659
16	1:07.266	+1.887	9:52:50.925

Vuelta empo de vuelta Dif. resp. 1° Hora del día

Vuelta empo de vuelta Dif. resp. 1° Hora del día

**COPA CATALANA DE MINIMOTOS**

**Clasificado por vueltas**

OPEN

OSONA 0,940 km

MANGA 1

17/10/2010 11:15

Carrera (10:00 y 2 Vueltas) iniciado a 11:22:33

Pos.	Nº	Nombre	Clase	Vueltas	Total T°	Dif. resp. 1°	Dif. resp. anterior	Mejor Tm	Puntos
1	7	KILLIAN MORENO COSCOLL	Open	13	11:57.540			54.508	25
2	21	JOSE MARIA VIÑALES GRAU	Open	13	12:03.800	6.260	6.260	55.209	20
3	4	ARNAU PONS BASSOLS	Open	13	12:08.399	10.859	4.599	55.098	16
4	23	EDUARD MONTOJO COLL	Open	13	12:09.538	11.998	1.139	55.392	13
5	16	MIQUEL RUEDA SUREDA	Open	13	12:29.569	32.029	20.031	56.745	11
6	42	MARC LLENSA BOU	Open	13	12:30.432	32.892	0.863	56.633	10
7	10	XAVIER PONS BASSOLS	Open	13	12:50.371	52.831	19.939	57.456	9
8	58	ALEIX MABRES SEOANE	Open	13	13:33.142	1:35.602	42.771	57.882	8
9	54	DANIEL PINTOS OLIVER	Open	12	12:14.838	1 Vuelta	1 Vuelta	58.563	7
10	85	JOAN NADAL VILA	Open	12	12:38.283	1 Vuelta	23.445	1:00.862	6
11	14	XAVIER FONTFREDA MATES	Open	11	12:01.647	2 Vueltas	1 Vuelta	1:03.775	5
12	6	SERGI CASADEMONT FONT	Open	11	12:03.369	2 Vueltas	1.722	1:03.104	4

Márgen de victoria	Velocidad media	Mejor t° de vuelta	Mejor Vel.	Mejor vuelta para
6.260	61,309	54.508	62,083	7 - KILLIAN MORENO COSCOLL

## COPA CATALANA DE MINIMOTOS

OPEN

OSONA 0,940 km

MANGA 1

17/10/2010 11:15

Carrera (10:00 y 2 Vueltas) iniciado a 11:22:33

Vuelta	empo de vuelta	Dif. resp. 1°	Hora del día
<b>(7) KILLIAN MORENO COSCOLL</b>			
1			11:23:30.970
2	54.921	+0.413	11:24:25.891
3	54.619	+0.111	11:25:20.510
4	<b>54.508</b>		11:26:15.018
5	54.792	+0.284	11:27:09.810
6	55.466	+0.958	11:28:05.276
7	54.832	+0.324	11:29:00.108
8	54.887	+0.379	11:29:54.995
9	55.034	+0.526	11:30:50.029
10	54.888	+0.380	11:31:44.917
11	54.796	+0.288	11:32:39.713
12	54.948	+0.440	11:33:34.661
13	55.892	+1.384	11:34:30.553

Vuelta	empo de vuelta	Dif. resp. 1°	Hora del día
<b>(21) JOSE MARIA VIÑALES GRAU</b>			
1			11:23:31.492
2	55.387	+0.178	11:24:26.879
3	55.370	+0.161	11:25:22.249
4	55.380	+0.171	11:26:17.629
5	55.601	+0.392	11:27:13.230
6	55.409	+0.200	11:28:08.639
7	55.441	+0.232	11:29:04.080
8	55.238	+0.029	11:29:59.318
9	55.295	+0.086	11:30:54.613
10	55.396	+0.187	11:31:50.009
11	<b>55.209</b>		11:32:45.218
12	55.711	+0.502	11:33:40.929
13	55.884	+0.675	11:34:36.813

Vuelta	empo de vuelta	Dif. resp. 1°	Hora del día
<b>(4) ARNAU PONS BASSOLS</b>			
1			11:23:34.734
2	56.635	+1.537	11:24:31.369
3	55.952	+0.854	11:25:27.321
4	55.177	+0.079	11:26:22.498
5	55.150	+0.052	11:27:17.648
6	55.806	+0.708	11:28:13.454
7	55.732	+0.634	11:29:09.186
8	55.296	+0.198	11:30:04.482
9	55.551	+0.453	11:31:00.033
10	55.625	+0.527	11:31:55.658
11	55.362	+0.264	11:32:51.020
12	55.294	+0.196	11:33:46.314
13	<b>55.098</b>		11:34:41.412

Vuelta	empo de vuelta	Dif. resp. 1°	Hora del día
<b>(23) EDUARD MONTOJO COLL</b>			
1			11:23:33.188
2	56.906	+1.514	11:24:30.094
3	56.114	+0.722	11:25:26.208
4	55.640	+0.248	11:26:21.848
5	55.647	+0.255	11:27:17.495
6	55.869	+0.477	11:28:13.364
7	<b>55.392</b>		11:29:08.756
8	55.647	+0.255	11:30:04.403
9	55.565	+0.173	11:30:59.968
10	55.536	+0.144	11:31:55.504
11	55.438	+0.046	11:32:50.942
12	56.090	+0.698	11:33:47.032
13	55.519	+0.127	11:34:42.551

Vuelta	empo de vuelta	Dif. resp. 1°	Hora del día
<b>(16) MIQUEL RUEDA SUREDA</b>			
1			11:23:36.878
2	58.094	+1.349	11:24:34.972
3	57.399	+0.654	11:25:32.371
4	57.300	+0.555	11:26:29.671

Vuelta	empo de vuelta	Dif. resp. 1°	Hora del día
5	56.883	+0.138	11:27:26.554
6	57.365	+0.620	11:28:23.919
7	57.176	+0.431	11:29:21.095
8	56.889	+0.144	11:30:17.984
9	57.052	+0.307	11:31:15.036
10	<b>56.745</b>		11:32:11.781
11	56.831	+0.086	11:33:08.612
12	57.019	+0.274	11:34:05.631
13	56.951	+0.206	11:35:02.582

Vuelta	empo de vuelta	Dif. resp. 1°	Hora del día
<b>(42) MARC LLENÇA BOU</b>			
1			11:23:36.739
2	59.176	+2.543	11:24:35.915
3	57.531	+0.898	11:25:33.446
4	57.012	+0.379	11:26:30.458
5	<b>56.633</b>		11:27:27.091
6	57.493	+0.860	11:28:24.584
7	57.165	+0.532	11:29:21.749
8	56.845	+0.212	11:30:18.594
9	56.976	+0.343	11:31:15.570
10	56.718	+0.085	11:32:12.288
11	56.934	+0.301	11:33:09.222
12	57.132	+0.499	11:34:06.354
13	57.091	+0.458	11:35:03.445

Vuelta	empo de vuelta	Dif. resp. 1°	Hora del día
<b>(10) XAVIER PONS BASSOLS</b>			
1			11:23:38.989
2	1:00.070	+2.614	11:24:39.059
3	59.546	+2.090	11:25:38.605
4	59.035	+1.579	11:26:37.640
5	58.735	+1.279	11:27:36.375
6	58.706	+1.250	11:28:35.081
7	58.609	+1.153	11:29:33.690
8	58.494	+1.038	11:30:32.184
9	58.036	+0.580	11:31:30.220
10	57.865	+0.409	11:32:28.085
11	58.983	+1.527	11:33:27.068
12	<b>57.456</b>		11:34:24.524
13	58.860	+1.404	11:35:23.384

Vuelta	empo de vuelta	Dif. resp. 1°	Hora del día
<b>(58) ALEIX MABRES SEOANE</b>			
1			11:23:38.256
2	58.741	+0.859	11:24:36.997
3	59.384	+1.502	11:25:36.381
4	58.802	+0.920	11:26:35.183
5	58.696	+0.814	11:27:33.879
6	58.432	+0.550	11:28:32.311
7	58.069	+0.187	11:29:30.380
8	58.126	+0.244	11:30:28.506
9	58.987	+1.105	11:31:27.493
10	58.795	+0.913	11:32:26.288
11	59.227	+1.345	11:33:25.515
12	<b>57.882</b>		11:34:23.397
13	1:42.758	+44.876	11:36:06.155

Vuelta	empo de vuelta	Dif. resp. 1°	Hora del día
<b>(54) DANIEL PINTOS OLIVER</b>			
1			11:23:47.619
2	1:01.394	+2.831	11:24:49.013
3	1:00.718	+2.155	11:25:49.731
4	59.447	+0.884	11:26:49.178
5	58.956	+0.393	11:27:48.134
6	59.334	+0.771	11:28:47.468
7	58.836	+0.273	11:29:46.304
8	<b>58.563</b>		11:30:44.867
9	59.241	+0.678	11:31:44.108
10	1:00.537	+1.974	11:32:44.645

Vuelta	empo de vuelta	Dif. resp. 1°	Hora del día
11	1:02.068	+3.505	11:33:46.713
12	1:01.138	+2.575	11:34:47.851

Vuelta	empo de vuelta	Dif. resp. 1°	Hora del día
<b>(85) JOAN NADAL VILA</b>			
1			11:23:44.366
2	1:05.566	+4.704	11:24:49.932
3	1:03.034	+2.172	11:25:52.966
4	1:01.919	+1.057	11:26:54.885
5	1:01.949	+1.087	11:27:56.834
6	1:02.206	+1.344	11:28:59.040
7	1:04.338	+3.476	11:30:03.378
8	1:02.891	+2.029	11:31:06.269
9	1:01.229	+0.367	11:32:07.498
10	<b>1:00.862</b>		11:33:08.360
11	1:01.352	+0.490	11:34:09.712
12	1:01.584	+0.722	11:35:11.296

Vuelta	empo de vuelta	Dif. resp. 1°	Hora del día
<b>(14) XAVIER FONTFREDA MATES</b>			
1			11:23:45.797
2	1:06.652	+2.877	11:24:52.449
3	1:04.441	+0.666	11:25:56.890
4	1:04.813	+1.038	11:27:01.703
5	1:04.488	+0.713	11:28:06.191
6	1:05.762	+1.987	11:29:11.953
7	<b>1:03.775</b>		11:30:15.728
8	1:05.501	+1.726	11:31:21.229
9	1:04.131	+0.356	11:32:25.360
10	1:04.575	+0.800	11:33:29.935
11	1:04.725	+0.950	11:34:34.660

Vuelta	empo de vuelta	Dif. resp. 1°	Hora del día
<b>(6) SERGI CASADEMONT FONT</b>			
1			11:23:45.545
2	1:07.433	+4.329	11:24:52.978
3	1:04.820	+1.716	11:25:57.798
4	1:04.954	+1.850	11:27:02.752
5	1:04.581	+1.477	11:28:07.333
6	1:07.704	+4.600	11:29:15.037
7	1:05.466	+2.362	11:30:20.503
8	1:04.539	+1.435	11:31:25.042
9	1:05.064	+1.960	11:32:30.106
10	1:03.172	+0.068	11:33:33.278
11	<b>1:03.104</b>		11:34:36.382

## COPA CATALANA DE MINIMOTOS

## Vuelta a vuelta

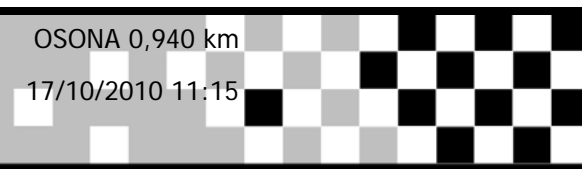
OPEN

OSONA 0,940 km

MANGA 1

17/10/2010 11:15

Carrera (10:00 y 2 Vueltas) iniciado a 11:22:33



Competidores	Vueltas												
	1	2	3	4	5	6	7	8	9	10	11	12	13
KILLIAN MORENO COSCOLL (7)	1	7	7	7	7	7	7	7	7	7	7	7	7
JOSE MARIA VIÑALES GRAU (21)	2	21	21	21	21	21	21	21	21	21	21	21	21
EDUARD MONTOJO COLL (23)	3	23	23	23	23	23	23	23	23	23	23	4	4
ARNAU PONS BASSOLS (4)	4	4	4	4	4	4	4	4	4	4	4	23	23
MARC LLENSA BOU (42)	5	42	16	16	16	16	16	16	16	16	16	16	16
MIQUEL RUEDA SUREDA (16)	6	16	42	42	42	42	42	42	42	42	42	42	42
ALEIX MABRES SEOANE (58)	7	58	58	58	58	58	58	58	58	58	58	58	10
XAVIER PONS BASSOLS (10)	8	10	10	10	10	10	10	10	10	10	10	10	58
JOAN NADAL VILA (85)	9	85	54	54	54	54	54	54	54	54	54	54	54
SERGI CASADEMONT FONT (6)	10	6	85	85	85	85	85	85	85	85	85	85	85
XAVIER FONTFREDA MATES (14)	11	14	14	14	14	14	14	14	14	14	14	14	14
DANIEL PINTOS OLIVER (54)	12	54	6	6	6	6	6	6	6	6	6	6	6

**COPA CATALANA DE MINIMOTOS**

**Clasificado por vueltas**

OPEN

OSONA 0,940 km

MANGA 2

17/10/2010 12:35

Carrera (10:00 y 2 Vueltas) iniciado a 12:49:21

Pos.	Nº	Nombre	Clase	Vueltas	Total T°	Dif. resp. 1°	Dif. resp. anterior	Mejor Tm	Puntos
1	7	KILLIAN MORENO COSCOLL	Open	13	11:53.034			54.087	25
2	23	EDUARD MONTOJO COLL	Open	13	11:58.597	5.563	5.563	54.487	20
3	21	JOSE MARIA VIÑALES GRAU	Open	13	12:11.061	18.027	12.464	54.961	16
4	16	MIQUEL RUEDA SUREDA	Open	13	12:13.866	20.832	2.805	55.353	13
5	54	DANIEL PINTOS OLIVER	Open	13	12:16.434	23.400	2.568	55.622	11
6	42	MARC LLENSA BOU	Open	13	12:33.225	40.191	16.791	56.965	10
7	58	ALEIX MABRES SEOANE	Open	13	12:41.813	48.779	8.588	57.488	9
8	10	XAVIER PONS BASSOLS	Open	13	12:42.823	49.789	1.010	57.059	8
9	85	JOAN NADAL VILA	Open	12	12:12.381	1 Vuelta	1 Vuelta	59.807	7
10	14	XAVIER FONTFREDA MATES	Open	12	12:45.029	1 Vuelta	32.648	1:01.946	6
No clasificado (75% = 9 Vueltas)									
NT	4	ARNAU PONS BASSOLS	Open	6	5:42.002	NT	6 Vueltas	55.468	0

Márgen de victoria	Velocidad media	Mejor t° de vuelta	Mejor Vel.	Mejor vuelta para
5.563	61,697	54.087	62,566	7 - KILLIAN MORENO COSCOLL

COPA CATALANA DE MINIMOTOS

OPEN

OSONA 0,940 km

MANGA 2

17/10/2010 12:35

Carrera (10:00 y 2 Vueltas) iniciado a 12:49:21

Vuelta	empo de vuelta	Dif. resp. 1°	Hora del día
<b>(7) KILLIAN MORENO COSCOLL</b>			
1			12:50:18.461
2	54.816	+0.729	12:51:13.277
3	54.586	+0.499	12:52:07.863
4	54.124	+0.037	12:53:01.987
5	<b>54.087</b>		12:53:56.074
6	54.258	+0.171	12:54:50.332
7	54.205	+0.118	12:55:44.537
8	55.660	+1.573	12:56:40.197
9	55.065	+0.978	12:57:35.262
10	54.769	+0.682	12:58:30.031
11	54.466	+0.379	12:59:24.497
12	54.463	+0.376	13:00:18.960
13	55.080	+0.993	13:01:14.040

Vuelta	empo de vuelta	Dif. resp. 1°	Hora del día
<b>(23) EDUARD MONTOJO COLL</b>			
1			12:50:19.264
2	55.125	+0.638	12:51:14.389
3	<b>54.487</b>		12:52:08.876
4	54.749	+0.262	12:53:03.625
5	54.657	+0.170	12:53:58.282
6	54.709	+0.222	12:54:52.991
7	54.639	+0.152	12:55:47.630
8	55.493	+1.006	12:56:43.123
9	55.147	+0.660	12:57:38.270
10	54.714	+0.227	12:58:32.984
11	54.875	+0.388	12:59:27.859
12	55.273	+0.786	13:00:23.132
13	56.471	+1.984	13:01:19.603

Vuelta	empo de vuelta	Dif. resp. 1°	Hora del día
<b>(21) JOSE MARIA VIÑALES GRAU</b>			
1			12:50:20.452
2	56.216	+1.255	12:51:16.668
3	55.809	+0.848	12:52:12.477
4	55.358	+0.397	12:53:07.835
5	55.184	+0.223	12:54:03.019
6	<b>54.961</b>		12:54:57.980
7	55.355	+0.394	12:55:53.335
8	55.856	+0.895	12:56:49.191
9	55.777	+0.816	12:57:44.968
10	55.810	+0.849	12:58:40.778
11	55.916	+0.955	12:59:36.694
12	57.446	+2.485	13:00:34.140
13	57.927	+2.966	13:01:32.067

Vuelta	empo de vuelta	Dif. resp. 1°	Hora del día
<b>(16) MIQUEL RUEDA SUREDA</b>			
1			12:50:21.986
2	56.887	+1.534	12:51:18.873
3	56.297	+0.944	12:52:15.170
4	56.208	+0.855	12:53:11.378
5	55.828	+0.475	12:54:07.206
6	55.543	+0.190	12:55:02.749
7	<b>55.353</b>		12:55:58.102
8	57.461	+2.108	12:56:55.563
9	56.060	+0.707	12:57:51.623
10	55.771	+0.418	12:58:47.394
11	55.896	+0.543	12:59:43.290
12	55.774	+0.421	13:00:39.064
13	55.808	+0.455	13:01:34.872

Vuelta	empo de vuelta	Dif. resp. 1°	Hora del día
<b>(54) DANIEL PINTOS OLIVER</b>			
1			12:50:20.225
2	56.989	+1.367	12:51:17.214
3	55.832	+0.210	12:52:13.046
4	56.388	+0.766	12:53:09.434

Vuelta	empo de vuelta	Dif. resp. 1°	Hora del día
5	56.094	+0.472	12:54:05.528
6	56.278	+0.656	12:55:01.806
7	56.018	+0.396	12:55:57.824
8	56.936	+1.314	12:56:54.760
9	57.120	+1.498	12:57:51.880
10	56.363	+0.741	12:58:48.243
11	56.366	+0.744	12:59:44.609
12	<b>55.622</b>		13:00:40.231
13	57.209	+1.587	13:01:37.440

Vuelta	empo de vuelta	Dif. resp. 1°	Hora del día
<b>(42) MARC LLENSA BOU</b>			
1			12:50:21.633
2	57.139	+0.174	12:51:18.772
3	58.445	+1.480	12:52:17.217
4	57.312	+0.347	12:53:14.529
5	57.436	+0.471	12:54:11.965
6	57.008	+0.043	12:55:08.973
7	57.975	+1.010	12:56:06.948
8	58.318	+1.353	12:57:05.266
9	58.743	+1.778	12:58:04.009
10	57.610	+0.645	12:59:01.619
11	57.823	+0.858	12:59:59.442
12	<b>56.965</b>		13:00:56.407
13	57.824	+0.859	13:01:54.231

Vuelta	empo de vuelta	Dif. resp. 1°	Hora del día
<b>(58) ALEIX MABRES SEOANE</b>			
1			12:50:23.648
2	58.274	+0.786	12:51:21.922
3	57.945	+0.457	12:52:19.867
4	58.017	+0.529	12:53:17.884
5	<b>57.488</b>		12:54:15.372
6	58.098	+0.610	12:55:13.470
7	58.702	+1.214	12:56:12.172
8	59.039	+1.551	12:57:11.211
9	58.898	+1.410	12:58:10.109
10	58.953	+1.465	12:59:09.062
11	58.212	+0.724	13:00:07.274
12	57.506	+0.018	13:01:04.780
13	58.039	+0.551	13:02:02.819

Vuelta	empo de vuelta	Dif. resp. 1°	Hora del día
<b>(10) XAVIER PONS BASSOLS</b>			
1			12:50:25.895
2	59.354	+2.295	12:51:25.249
3	59.043	+1.984	12:52:24.292
4	58.578	+1.519	12:53:22.870
5	58.454	+1.395	12:54:21.324
6	58.032	+0.973	12:55:19.356
7	58.548	+1.489	12:56:17.904
8	58.466	+1.407	12:57:16.370
9	57.721	+0.662	12:58:14.091
10	57.982	+0.923	12:59:12.073
11	57.518	+0.459	13:00:09.591
12	57.179	+0.120	13:01:06.770
13	<b>57.059</b>		13:02:03.829

Vuelta	empo de vuelta	Dif. resp. 1°	Hora del día
<b>(85) JOAN NADAL VILA</b>			
1			12:50:27.661
2	1:00.876	+1.069	12:51:28.537
3	1:00.570	+0.763	12:52:29.107
4	<b>59.807</b>		12:53:28.914
5	59.889	+0.082	12:54:28.803
6	59.963	+0.156	12:55:28.766
7	1:00.601	+0.794	12:56:29.367
8	1:00.324	+0.517	12:57:29.691
9	1:00.409	+0.602	12:58:30.100
10	1:01.596	+1.789	12:59:31.696

Vuelta	empo de vuelta	Dif. resp. 1°	Hora del día
11	1:00.256	+0.449	13:00:31.952
12	1:01.435	+1.628	13:01:33.387

Vuelta	empo de vuelta	Dif. resp. 1°	Hora del día
<b>(14) XAVIER FONTFREDA MATES</b>			
1			12:50:29.026
2	1:02.674	+0.728	12:51:31.700
3	<b>1:01.946</b>		12:52:33.646
4	1:01.948	+0.002	12:53:35.594
5	1:03.013	+1.067	12:54:38.607
6	1:02.238	+0.292	12:55:40.845
7	1:06.112	+4.166	12:56:46.957
8	1:04.441	+2.495	12:57:51.398
9	1:05.197	+3.251	12:58:56.595
10	1:03.470	+1.524	13:00:00.065
11	1:02.951	+1.005	13:01:03.016
12	1:03.019	+1.073	13:02:06.035

Vuelta	empo de vuelta	Dif. resp. 1°	Hora del día
<b>(4) ARNAU PONS BASSOLS</b>			
1			12:50:22.684
2	56.595	+1.127	12:51:19.279
3	56.208	+0.740	12:52:15.487
4	56.237	+0.769	12:53:11.724
5	55.816	+0.348	12:54:07.540
6	<b>55.468</b>		12:55:03.008



## COPA CATALANA DE MINIMOTOS

## Vuelta a vuelta

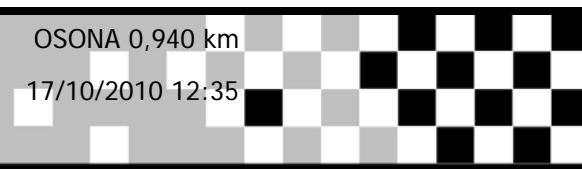
OPEN

OSONA 0,940 km

MANGA 2

17/10/2010 12:35

Carrera (10:00 y 2 Vueltas) iniciado a 12:49:21



Competidores	Vueltas												
	1	2	3	4	5	6	7	8	9	10	11	12	13
KILLIAN MORENO COSCOLL (7)	1	7	7	7	7	7	7	7	7	7	7	7	7
EDUARD MONTOJO COLL (23)	2	23	23	23	23	23	23	23	23	23	23	23	23
DANIEL PINTOS OLIVER (54)	3	54	21	21	21	21	21	21	21	21	21	21	21
JOSE MARIA VIÑALES GRAU (21)	4	21	54	54	54	54	54	54	16	16	16	16	16
MARC LLENSA BOU (42)	5	42	42	16	16	16	16	16	16	54	54	54	54
MIQUEL RUEDA SUREDA (16)	6	16	16	4	4	4	4	42	42	42	42	42	42
ARNAU PONS BASSOLS (4)	7	4	4	42	42	42	42	58	58	58	58	58	58
ALEIX MABRES SEOANE (58)	8	58	58	58	58	58	10	10	10	10	10	10	10
XAVIER PONS BASSOLS (10)	9	10	10	10	10	10	85	85	85	85	85	85	85
JOAN NADAL VILA (85)	10	85	85	85	85	85	14	14	14	14	14	14	14
XAVIER FONTFREDA MATES (14)	11	14	14	14	14	14	14						

COPA CATALANA DE MINIMOTOS

OPEN

OSONA 0,940 km

SCRATCH

Pos.	Nº	Nombre	Clase	Total puntos	R1.	R2.
1	7	KILLIAN MORENO COSCOLL	Open	50	25	25
2	21	JOSE MARIA VIÑALES GRAU	Open	36	20	16
3	23	EDUARD MONTOJO COLL	Open	33	13	20
4	16	MIQUEL RUEDA SUREDA	Open	24	11	13
5	42	MARC LLENSA BOU	Open	20	10	10
6	54	DANIEL PINTOS OLIVER	Open	18	7	11
7	58	ALEIX MABRES SEOANE	Open	17	8	9
8	10	XAVIER PONS BASSOLS	Open	17	9	8
9	4	ARNAU PONS BASSOLS	Open	16	16	0
10	85	JOAN NADAL VILA	Open	13	6	7
11	14	XAVIER FONTFREDA MATES	Open	11	5	6
12	6	SERGI CASADEMONT FONT	Open	4	4	--